

SIGNPRO[®]

S Y S T E M S

// VOLUME 7 WAYFINDING SIGN SYSTEMS

17"
frame dimension

18.19"

17-15/16"

graphic dimension

THE SIGN MAKERS' [®]
**HAND
BOOK**
WAYFINDING SYSTEMS

TABLE OF CONTENTS

■ FLAT WAYFINDING

WALL SIGNS	5
DIRECTORIES	10
PROJECTING SIGNS	12
SUSPENDED SIGNS	14
TRIANGULAR SIGNS	15
DESK FRAMES	15
SAMPLE CASE	15

■ CURVED WAYFINDING

WALL SIGNS	17
DIRECTORIES	20
PROJECTING SIGNS	24
SUSPENDED SIGNS	26
TRIANGULAR SIGNS	28
DESK FRAMES	29
SAMPLE CASE	31

■ SNAPPING SOLUTIONS

POSTER FRAMES	32
PROJECTING	34
SUSPENDED	35

■ STANDING SIGN SOLUTIONS

TOWERS	36
PYLONS	39
SIGN STANDS & ANCHORS	41



Introducing: FLAT SYSTEM

- //Modern Flat Shape
- //Round or Square Profile
- //Black or Silver
- //Customized Options

Perfect systems for directional guidance in offices, hospitals, retails, schools to help visitors navigate through the building with ease.

SignPro Systems® (SPS) provides affordable, modular wayfinding signage to the trade. From wall frames to self-standing pylon directories and everything in between, SignPro offers the directional indoor signage your clients need. SPS is proud to boast ever-increasing custom capabilities; we can build frames and signs suited to your exact specifications.



CURVED SYSTEM

- //Sleek Curved Shape
- //Black or Silver or combination thereof
- //Customized Options

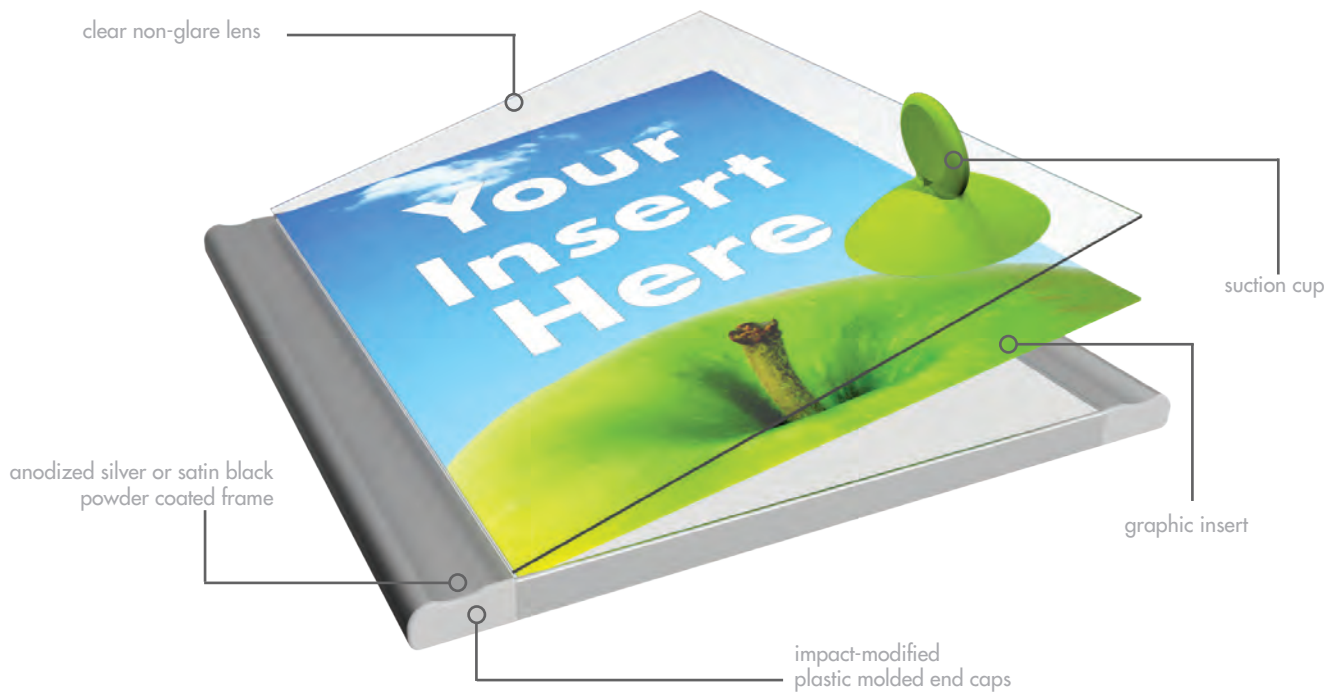
SignPro frames accommodate a multitude of sign substrates, from printed paper inserts mounted with your protective lens, to laminated prints, cut vinyl, photopolymer, ADA faces, engraved plastics, metal and more. We ensure to work with you based on the material best suited for the project.

Made in the **USA** // **AFFORDABLE** // **FAST**

INTRODUCTION

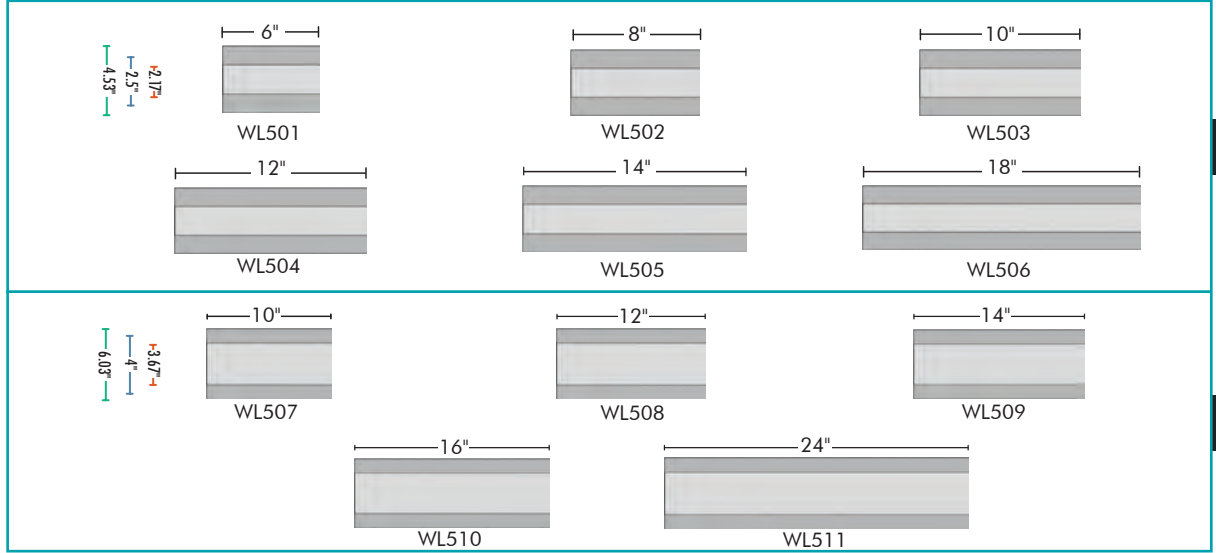


FLAT SYSTEM



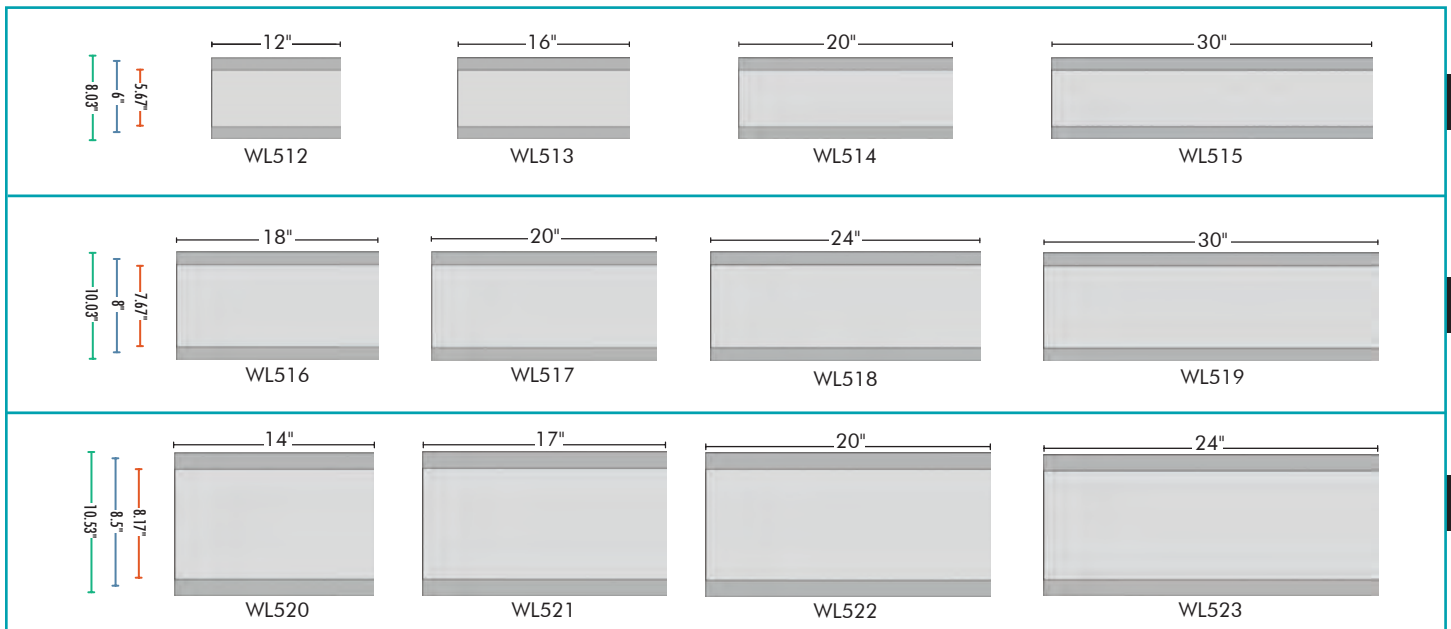
- \\ Aluminum frame extrusions are offered from 6" to 32" wide, at varying heights
- \\ Frames include round or square-shaped profile
- \\ Frames are available in anodized silver or powder-coated black
- \\ Plastic end caps are offered in gray or black
- \\ Frames come standard with a clear, non-glare lens
- \\ Tape mounting included, holes are an additional cost
- \\ Custom lengths available

■ Frame Size ■ Graphic Dims ■ Visible Area PREFIX: Add "FLAT-" to each listed code



2.5

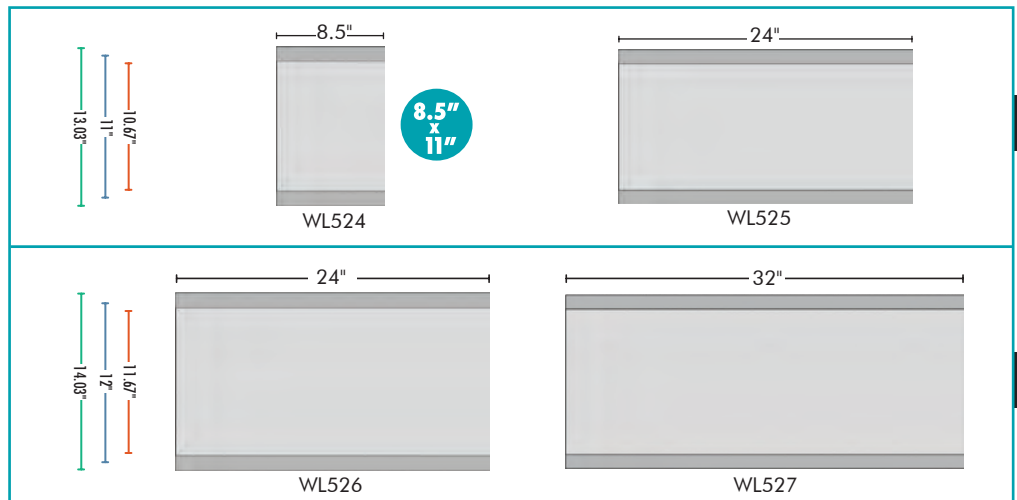

4



6

8

LETTER

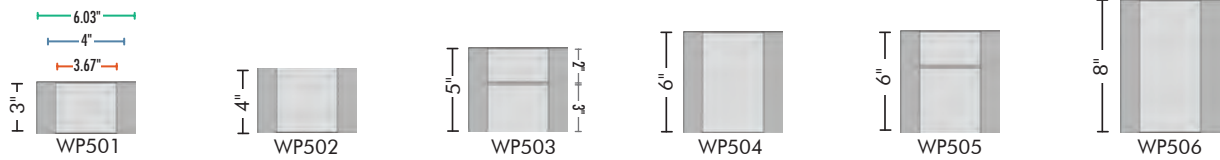


11

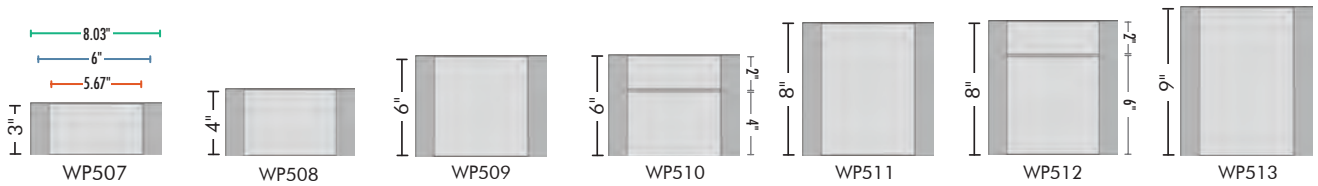
12



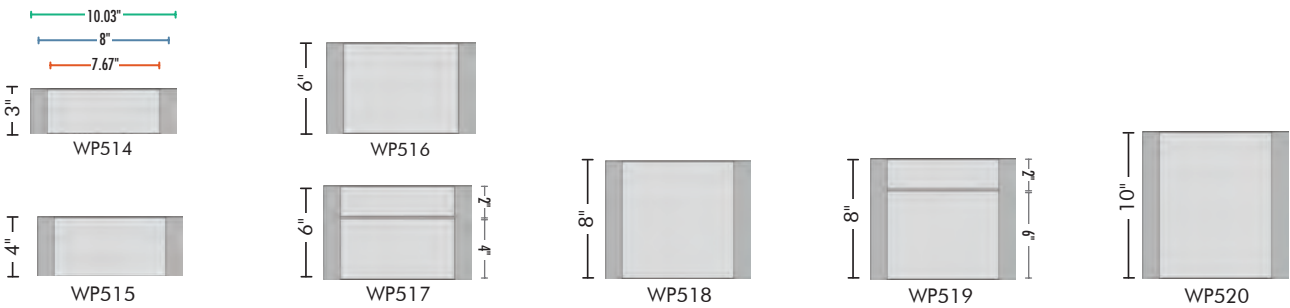
■ Frame Size ■ Graphic Dims ■ Visible Area PREFIX: Add "FLAT-" to each listed code



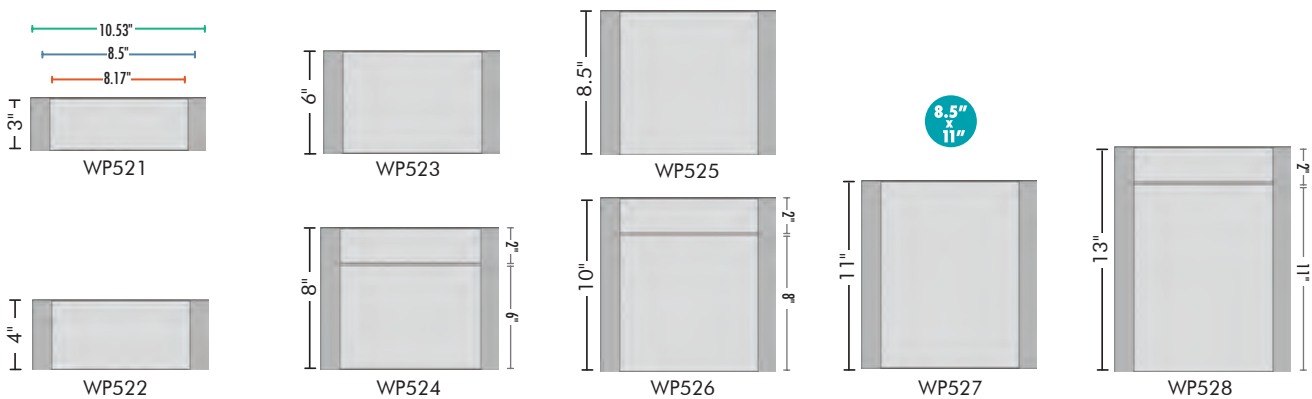
4



6



8

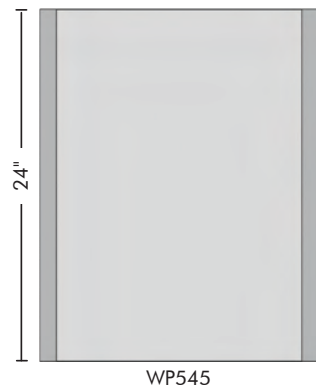
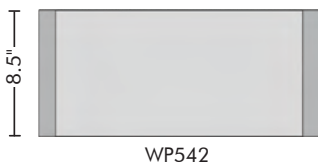
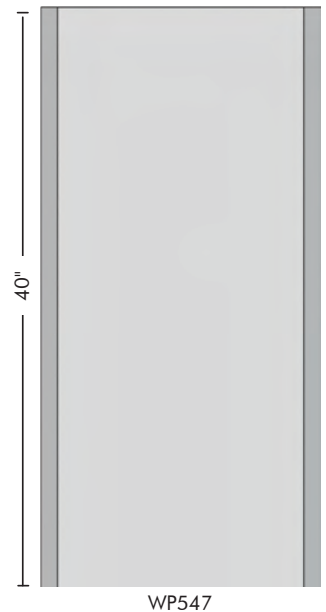

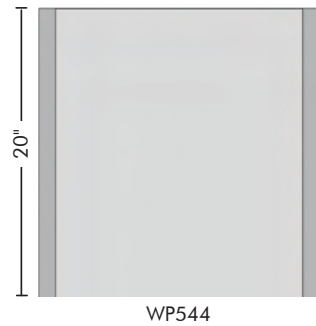

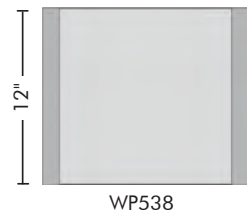
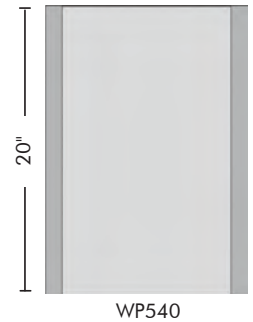

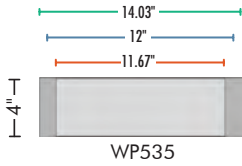

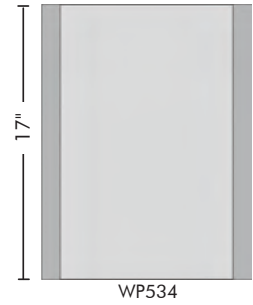
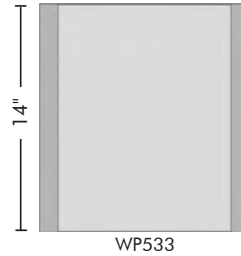

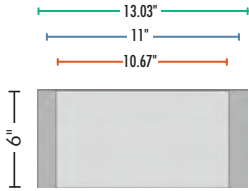


8.5

**LEFT & RIGHT
WALL SIGNS**

■ Frame Size ■ Graphic Dims ■ Visible Area

PREFIX: Add "FLAT-" to each listed code



11

12

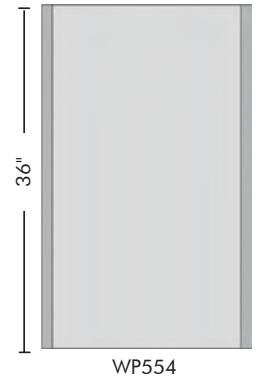
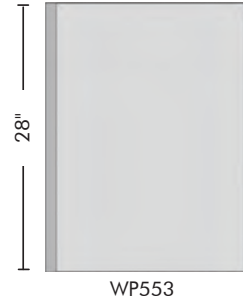
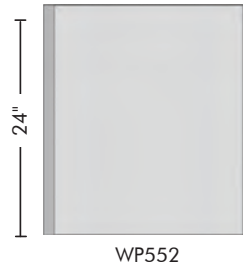
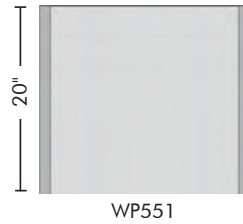
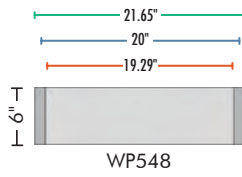
17

LEFT & RIGHT WALL SIGNS

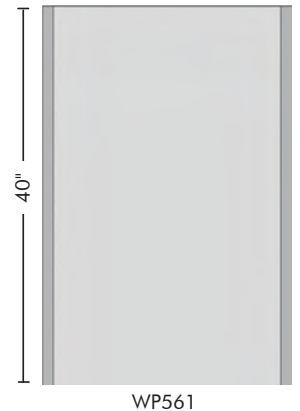

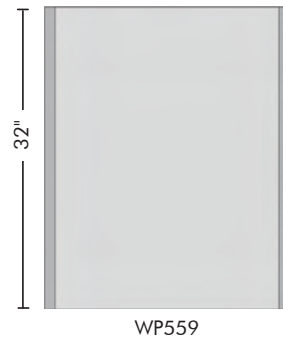


■ Frame Size ■ Graphic Dims ■ Visible Area

PREFIX: Add "FLAT-" to each listed code

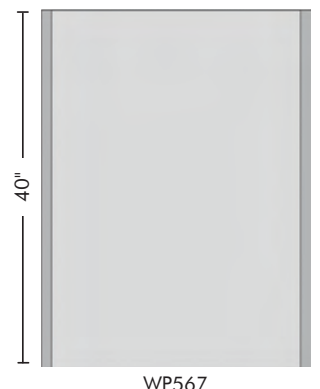

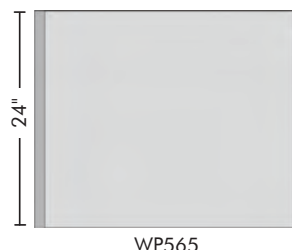

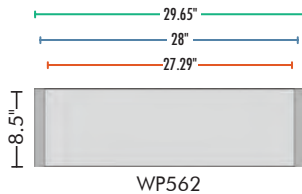
20



24



28



**LEFT & RIGHT
WALL SIGNS**

FINISH:


Silver

Black

PROFILE:

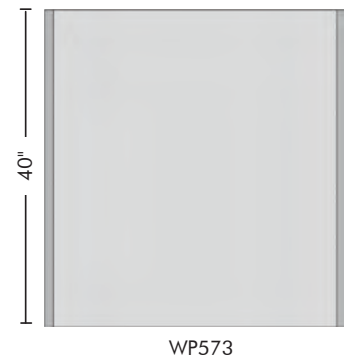

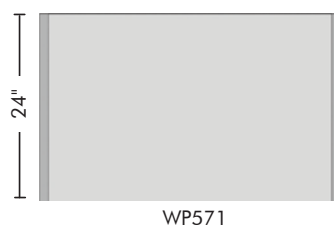
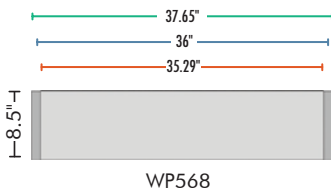
Round

Square


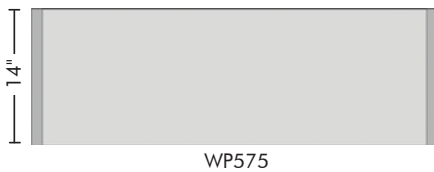

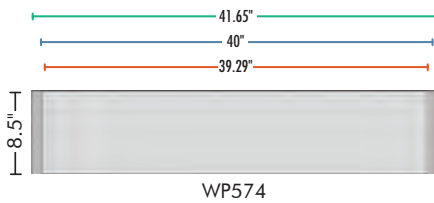


■ Frame Size ■ Graphic Dims ■ Visible Area

PREFIX: Add "FLAT-" to each listed code



36



40

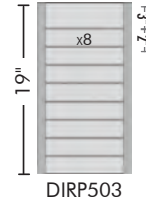
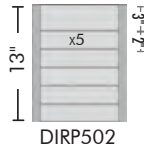
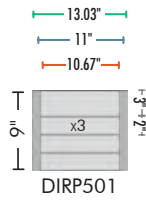
PORTRAIT

DIRECTORIES

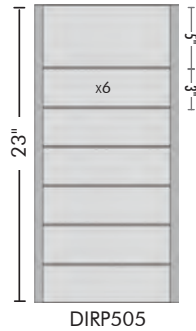
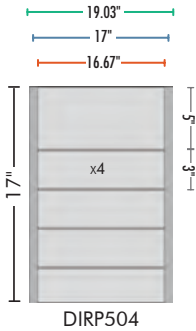
■ Frame Size ■ Graphic Dims ■ Visible Area

PREFIX: Add "FLAT-" to each listed code

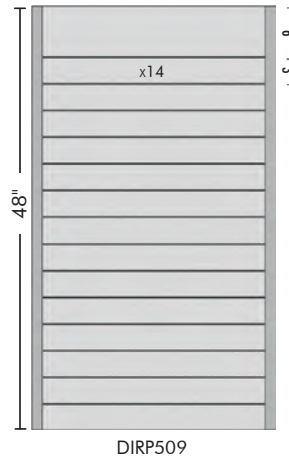
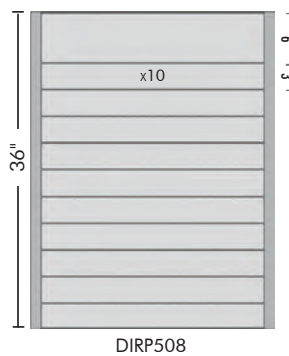
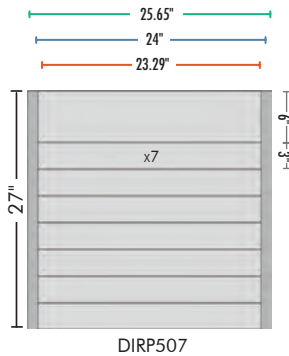
11



17



24



\\ Round Profile

\\ Black Finish



\\ Round Profile

\\ Silver Finish

- \\ Portrait style frame shape offered in choice of round or square-shaped
- \\ Frames located on the left & right sides
- \\ Configure the directory header to be placed as desired
- \\ Frame color choice of anodized silver or black
- \\ Dividing strips & end caps match the frame color of choice
- \\ Inserts can be replaced individually
- \\ Custom sizes available

FINISH:

Silver

Black

PROFILE:

Round

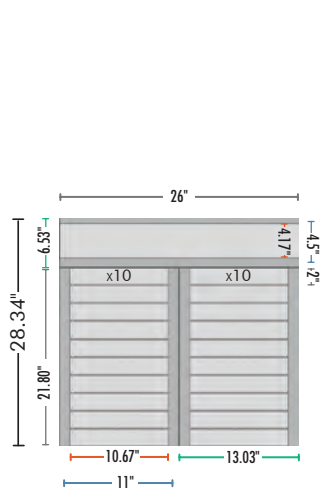
Square



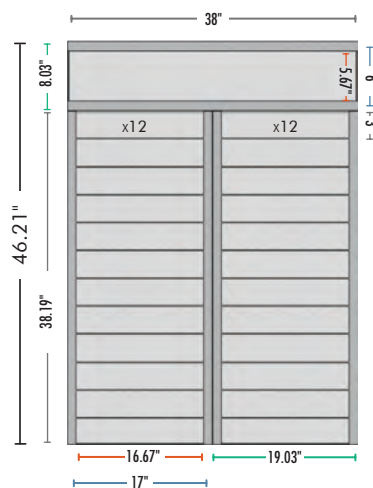
11

17

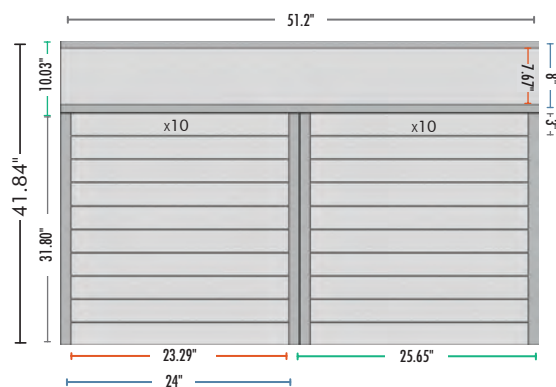
24



DIRM501



DIRM502



DIRM503

■ Frame Size ■ Graphic Dims ■ Visible Area

PREFIX: Add "FLAT-" to each listed code

- \\ Combine multiple frames with a top & bottom header
- \\ Frames located on the left & right sides below the header
- \\ Frame color choice of anodized silver or black
- \\ Dividing strips & end caps match the frame color of choice
- \\ Inserts can be replaced individually
- \\ Custom sizes available

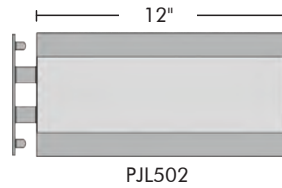
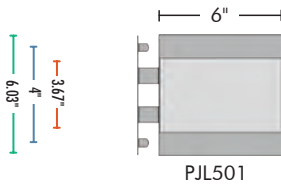
TOP & BOTTOM

PROJECTING

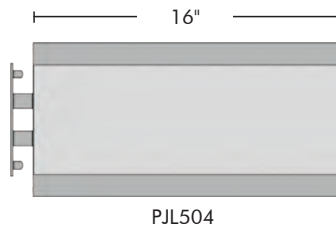
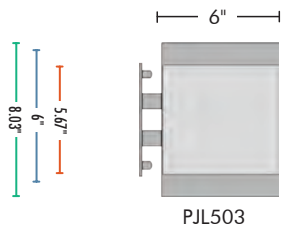
■ Frame Size ■ Graphic Dims ■ Visible Area

PREFIX: Add "FLAT-" to each listed code

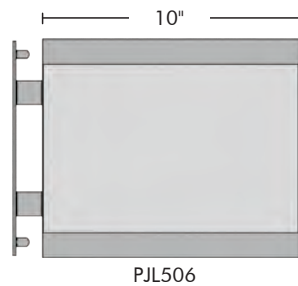
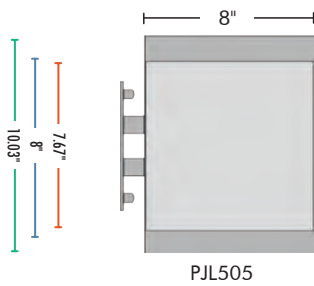
4



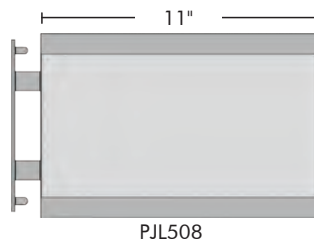
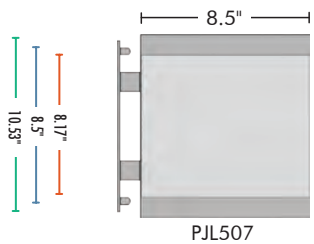
6



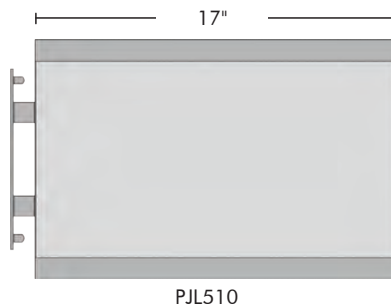
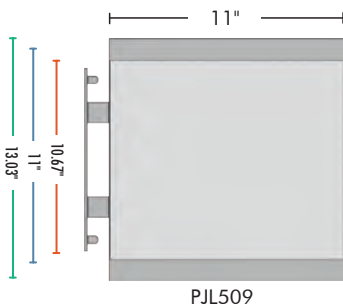
8



LETTER



11



- \\ Double-sided flat projecting frames in landscape orientation
- \\ Frames located on top & bottom offered anodized in silver or black
- \\ Frames offered in choice of round or square-shaped
- \\ End caps match the frame color of choice
- \\ Inserts can be replaced
- \\ Comes with non-glare lens, fully assembled
- \\ Custom sizes available



\\ Square Profile

\\ Silver Finish

FINISH:

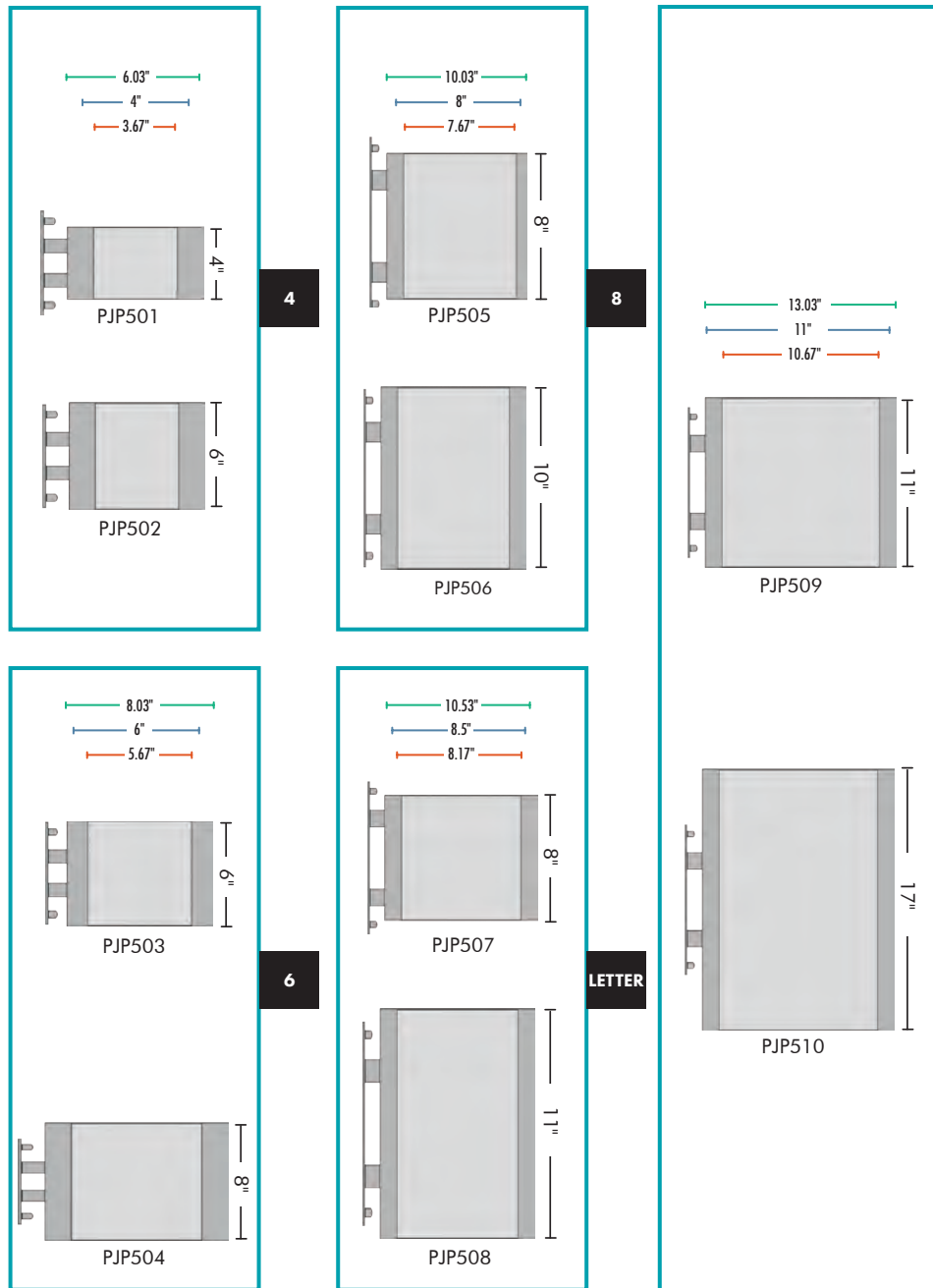
- Silver
- Black

PROFILE:

- Round
- Square

■ Frame Size ■ Graphic Dims ■ Visible Area

PREFIX: Add "FLAT-" to each listed code


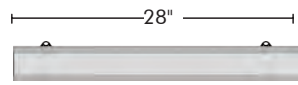
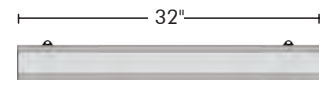








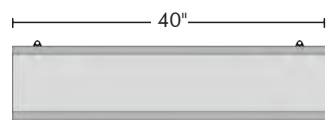


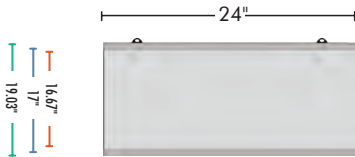
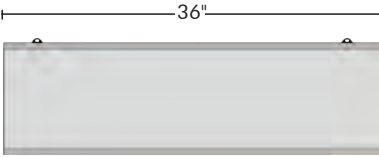
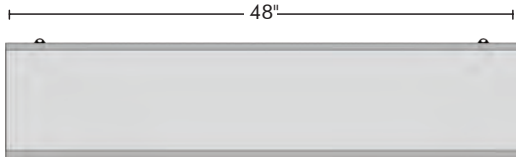


- \\ Double-sided flat projecting frames in portrait orientation
- \\ Frames located on left & right sides
- \\ Frame color choice of anodized silver or black
- \\ Frames offered in choice of round or square-shaped
- \\ End caps match the frame color of choice
- \\ Inserts can be replaced individually
- \\ Comes with non-glare lens, fully assembled
- \\ Custom sizes available

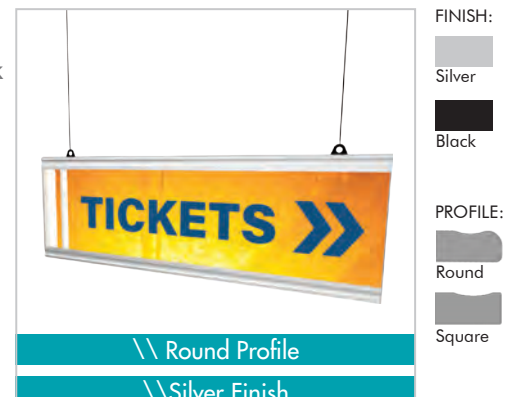
TOP & BOTTOM SUSPENDED

■ Frame Size ■ Graphic Dims ■ Visible Area

PREFIX: Add "FLAT-" to each listed code

4			
	SUSP501	SUSP502	SUSP503
6			
	SUSP504	SUSP505	SUSP506
8			
	SUSP507	SUSP508	SUSP509
LETTER			
	SUSP510	SUSP511	SUSP512
11			
		SUSP513	SUSP514
17			
	SUSP515	SUSP516	SUSP517

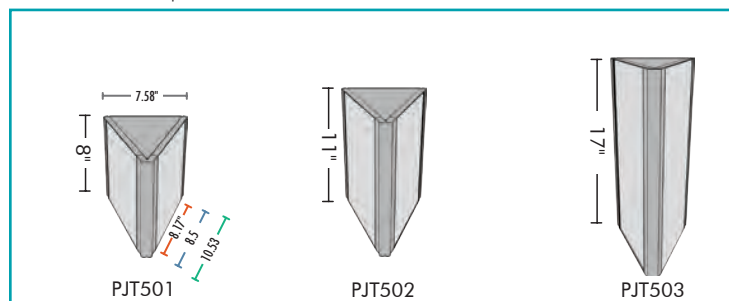
- \\ Double-sided flat projecting frames in landscape orientation
- \\ Frames located on top & bottom offered in anodized silver or black
- \\ Frames offered in choice of round or square-shaped
- \\ End caps match the frame color of choice
- \\ Inserts can be replaced individually
- \\ Comes with non-glare lens, fully assembled
- \\ Custom sizes available



**TRIANGULAR
PROJECTING**

- \\ Triangular frame shape offered in choice of round or square-shaped
- \\ Frames located on the left & right sides
- \\ Configure the directory header to be placed as desired
- \\ Frame color choice of anodized silver or black
- \\ Inserts can be replaced individually
- \\ Custom sizes available

■ Frame Size ■ Graphic Dims ■ Visible Area



PREFIX: Add "FLAT-" to each listed code

SAMPLE KIT



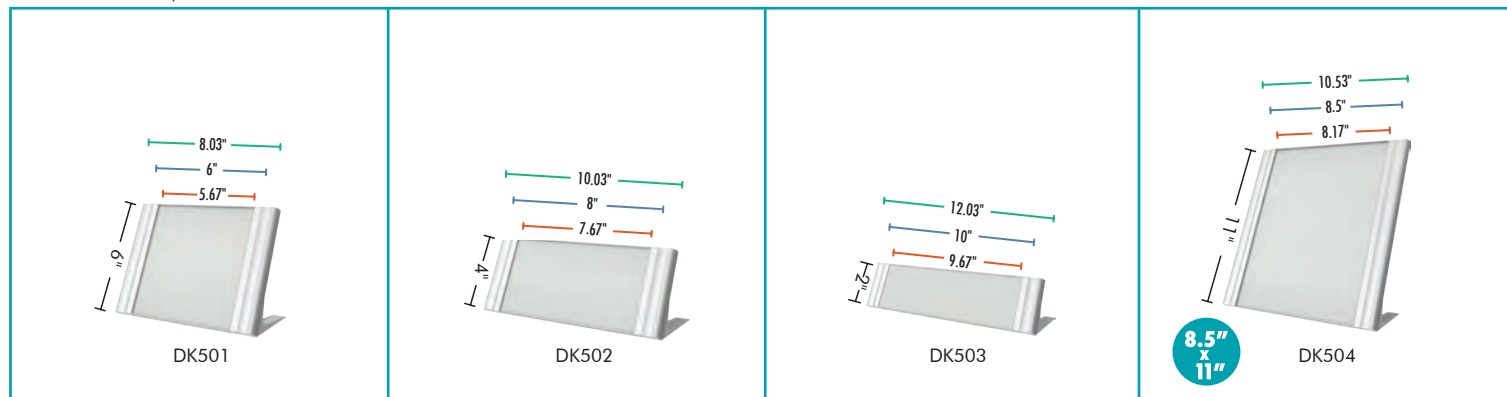
- Double-Side Suspended | 12"w x 4.5"h
- Desk Frame | 3"w x 2.5"h
- Wall Sign | 5"w x 3"h
- Projecting Sign | 6"w x 4"h
- Directory | 3"w x 11"h
- Wall Sign | 8.5"w x 11"h
- Suction cup
- 4 side extrusions

- \\ High quality standing desk frames with frames on left & right sides
- \\ Frame color choice of anodized silver or black
- \\ Frame shape offered in choice of round or square-shaped
- \\ Clear, non-glare lens and suction cup included
- \\ Custom sizes available

DESK FRAMES

DESK

■ Frame Size ■ Graphic Dims ■ Visible Area PREFIX: Add "FLAT-" to each listed code





CURVED SYSTEM


































































- \\ Aluminum frame extrusions are offered from 4" to 48" wide, at varying heights
- \\ Frames are available in anodized silver or powder coated black
- \\ Plastic end caps are offered in gray or black
- \\ Frames come standard with a clear, non-glare lens
- \\ Tape mounting included, holes are an additional cost
- \\ Custom lengths available



frame
dimension

graphic
dimension


 WL1  WL2  WL3  WL4  WL5  WL6  WL7  WL8 <p>2.36" 2-1/8"</p>	60
 WP4  WP5  WP6  WL9  WL10  WL11  WL12  WL13  WL14  WL15 <p>3.93" 3-3/4"</p>	100
 WL16  WL17  WL18  WL19  WL20  WL21 <p>4.72" 4-17/32"</p>	120
 WL22  WL23  WL24  WL25  WL26  WL27 <p>5.90" 5-3/4"</p>	150
 WL28  WL29  WL30  WL31  WL32  WL33 <p>7.87" 7-3/4"</p>	200
 WP37  WL35  WL36  WL37  WL38 <p>8.64" 8-17/32"</p>	LETTER
 WP41  WL40  WL41  WL42  WL43  WL44 <p>11.19" 11-1/6"</p>	11
 WL45  WL46  WL47  WL48  WL49  WL50  WL51 <p>12.19" 12-1/6"</p>	12
 WL52  WL67  WP70 <p>17" 17.19"</p>	17
 WL53  WP79  WP82 <p>18" 18.19"</p>	18
 WP85  WP86  WP87 <p>24" 24.0625"</p>	24



blue insert slides left & right



partition pins used to secure frame to fabric wall



All length measurements apply to the extrusion only and exclude the end caps.

LEFT-TO-RIGHT

WALL SIGNS

- \\ High quality, left-to-right curved frames
- \\ Frames are available in anodized silver or powder coated black
- \\ Frames come standard with a clear, non-glare lens
- \\ Tape mounting included, holes are an additional cost
- \\ Frames are ADA-compatible
- \\ Custom lengths available



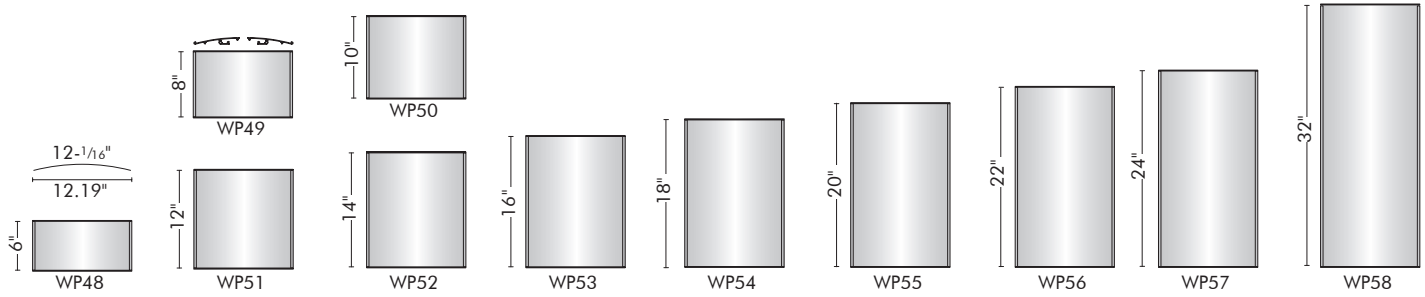
comes fully assembled



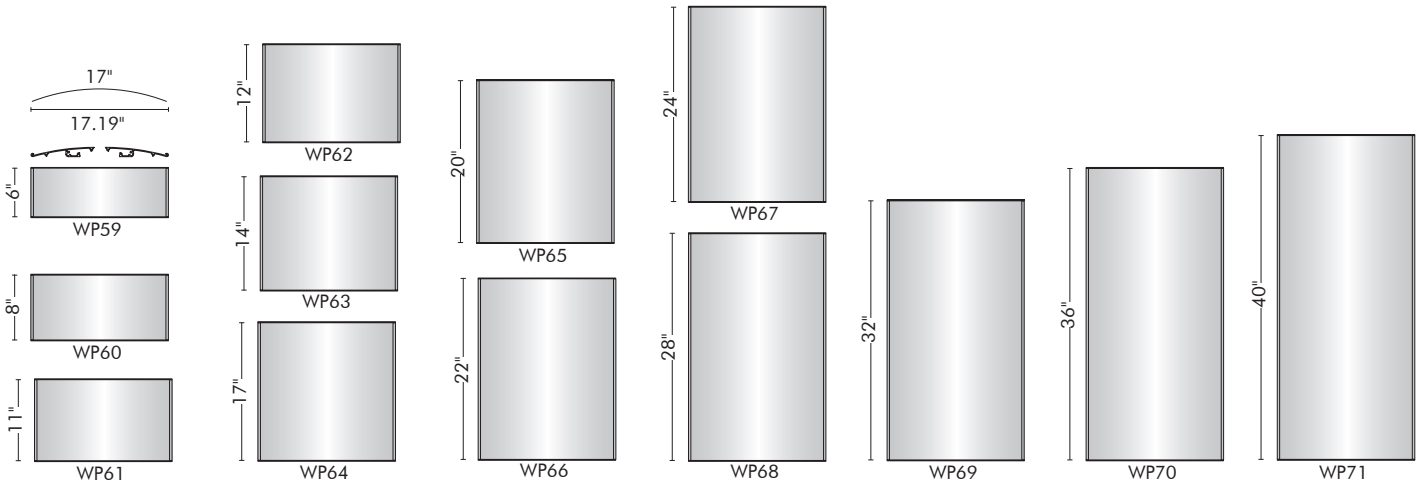
graphic dimension
frame dimension

100	<div><div>3-3/4"</div><div><div></div><div>3.93"</div></div><div>WP1</div></div>	<div><div>3"</div><div><div></div><div></div></div><div>WP2</div></div>	<div><div>4"</div><div><div></div><div></div></div><div>WP3</div></div>	<div><div>4.1875"</div><div><div></div><div>3-3/4"</div></div><div>WP311</div></div>	<div><div>5"</div><div><div></div><div></div></div><div>WP4</div></div>	<div><div>5.1875"</div><div><div></div><div>3-3/4"</div></div><div>WP411</div></div>	<div><div>6"</div><div><div></div><div></div></div><div>WP5</div></div>	<div><div>6.1875"</div><div><div></div><div>4-1/2"</div></div><div>WP511</div></div>	<div><div>8"</div><div><div></div><div></div></div><div>WP6</div></div>				
120	<div><div>4-17/32"</div><div><div></div><div>4.72"</div></div><div>WP7</div></div>	<div><div>3"</div><div><div></div><div></div></div><div>WP8</div></div>	<div><div>4"</div><div><div></div><div></div></div><div>WP9</div></div>	<div><div>4.1875"</div><div><div></div><div>3-3/4"</div></div><div>WP91</div></div>	<div><div>5"</div><div><div></div><div></div></div><div>WP10</div></div>	<div><div>5.1875"</div><div><div></div><div>3-3/4"</div></div><div>WP101</div></div>	<div><div>6"</div><div><div></div><div></div></div><div>WP11</div></div>	<div><div>6.1875"</div><div><div></div><div>4-1/2"</div></div><div>WP111</div></div>	<div><div>7"</div><div><div></div><div></div></div><div>WP12</div></div>	<div><div>8"</div><div><div></div><div></div></div><div>WP13</div></div>			
150	<div><div>5-3/4"</div><div><div></div><div>5.90"</div></div><div>WP14</div></div>	<div><div>3"</div><div><div></div><div></div></div><div>WP15</div></div>	<div><div>4"</div><div><div></div><div></div></div><div>WP16</div></div>	<div><div>4.1875"</div><div><div></div><div>3-3/4"</div></div><div>WP161</div></div>	<div><div>5"</div><div><div></div><div></div></div><div>WP17</div></div>	<div><div>6"</div><div><div></div><div></div></div><div>WP18</div></div>	<div><div>6.1875"</div><div><div></div><div>4-1/2"</div></div><div>WP181</div></div>	<div><div>8"</div><div><div></div><div></div></div><div>WP19</div></div>	<div><div>8.1875"</div><div><div></div><div>6-1/2"</div></div><div>WP191</div></div>	<div><div>8.5"</div><div><div></div><div></div></div><div>WP20</div></div>	<div><div>9"</div><div><div></div><div></div></div><div>WP21</div></div>		
200	<div><div>7-3/4"</div><div><div></div><div>7.87"</div></div><div>WP22</div></div>	<div><div>4"</div><div><div></div><div></div></div><div>WP23</div></div>	<div><div>4.1875"</div><div><div></div><div>3-3/4"</div></div><div>WP231</div></div>	<div><div>5"</div><div><div></div><div></div></div><div>WP24</div></div>	<div><div>6"</div><div><div></div><div></div></div><div>WP25</div></div>	<div><div>6.1875"</div><div><div></div><div>4-1/2"</div></div><div>WP251</div></div>	<div><div>8"</div><div><div></div><div></div></div><div>WP26</div></div>	<div><div>8.1875"</div><div><div></div><div>6-1/2"</div></div><div>WP261</div></div>	<div><div>10"</div><div><div></div><div></div></div><div>WP27</div></div>	<div><div>10.1875"</div><div><div></div><div>8-1/2"</div></div><div>WP271</div></div>	<div><div>12"</div><div><div></div><div></div></div><div>WP28</div></div>	<div><div>16"</div><div><div></div><div></div></div><div>WP29</div></div>	<div><div>18"</div><div><div></div><div></div></div><div>WP30</div></div>
LETTER	<div><div>8-17/32"</div><div><div></div><div>8.64"</div></div><div>WP31</div></div>	<div><div>5-1/2"</div><div><div></div><div></div></div><div>WP32</div></div>	<div><div>6"</div><div><div></div><div></div></div><div>WP33</div></div>	<div><div>8"</div><div><div></div><div></div></div><div>WP34</div></div>	<div><div>8.1875"</div><div><div></div><div>6-1/2"</div></div><div>WP341</div></div>	<div><div>8.5"</div><div><div></div><div></div></div><div>WP35</div></div>	<div><div>10"</div><div><div></div><div></div></div><div>WP36</div></div>	<div><div>10.1875"</div><div><div></div><div>8-1/2"</div></div><div>WP361</div></div>	<div><div>11"</div><div><div>8.5" x 11"</div><div></div></div><div>WP37</div></div>	<div><div>11.1875"</div><div><div></div><div>9-1/2"</div></div><div>WP371</div></div>	<div><div>13.1875"</div><div><div>8.5" x 11"</div><div>11-1/2"</div></div><div>WP372</div></div>	<div><div>16"</div><div><div></div><div></div></div><div>WP38</div></div>	
11	<div><div>11-1/16"</div><div><div></div><div></div></div><div>WP40</div></div>	<div><div>8.5"</div><div><div>8.5" x 11"</div><div></div></div><div>WP41</div></div>	<div><div>8.6875"</div><div><div></div><div>6.5"-4 1/2"</div></div><div>WP4111</div></div>	<div><div>10"</div><div><div></div><div></div></div><div>WP42</div></div>	<div><div>10.6875"</div><div><div>8.5" x 11"</div><div>8.5"-4 1/2"</div></div><div>WP421</div></div>	<div><div>11"</div><div><div></div><div></div></div><div>WP43</div></div>	<div><div>13"</div><div><div></div><div></div></div><div>WP44</div></div>	<div><div>14"</div><div><div></div><div></div></div><div>WP45</div></div>	<div><div>17"</div><div><div></div><div></div></div><div>WP46</div></div>	<div><div>20"</div><div><div></div><div></div></div><div>WP47</div></div>			

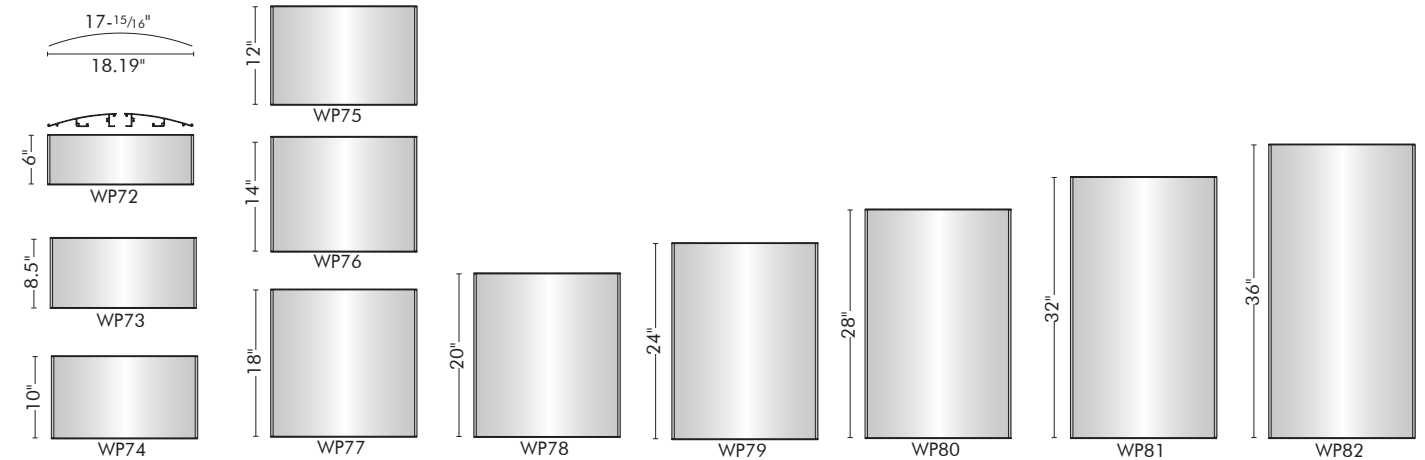
All length measurements apply to the extrusion only and exclude the end caps.



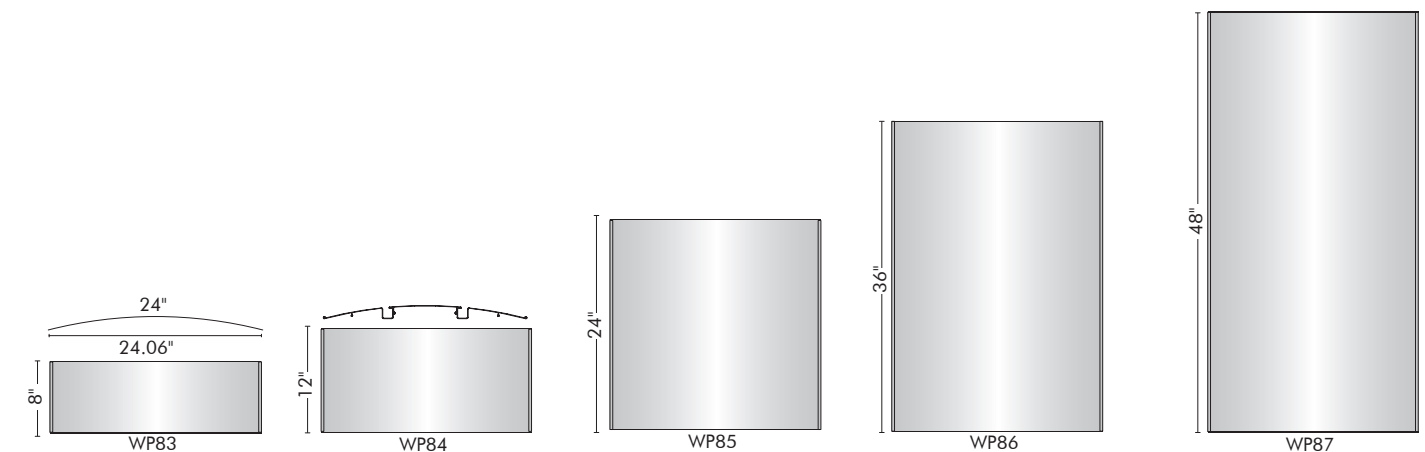
12



17



18



24

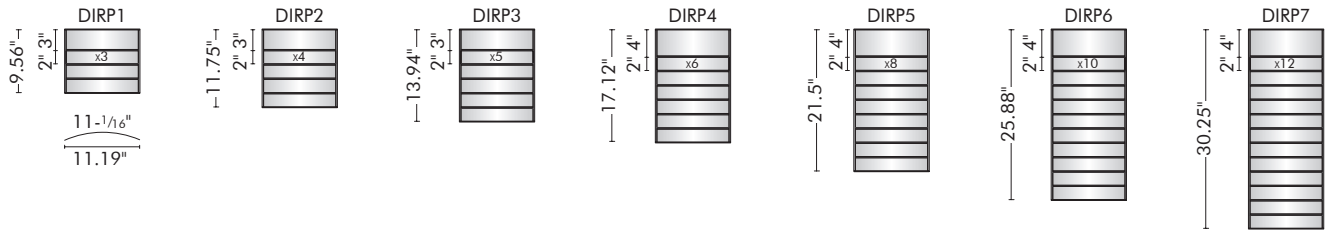
All length measurements apply to the extrusion only and exclude the end caps.

DIRP SERIES

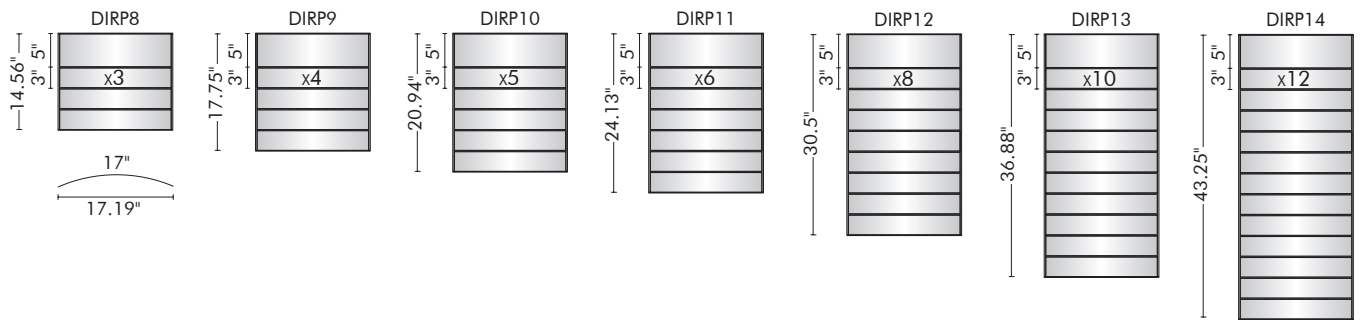
DIRECTORIES

graphic dimension
frame dimension

11

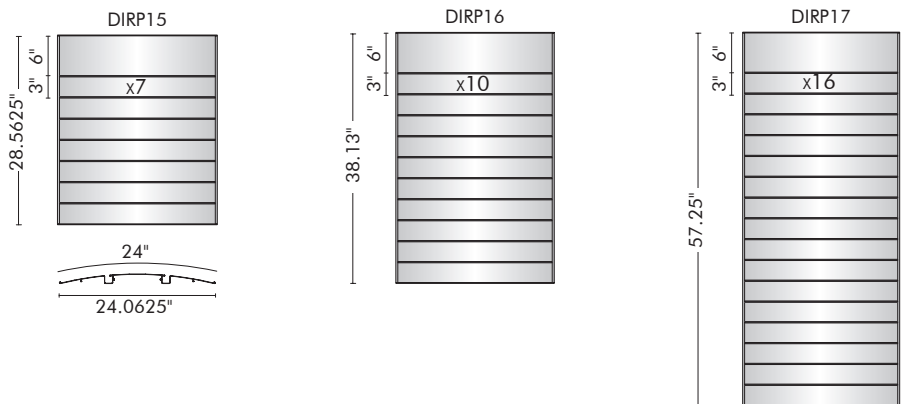


17



24

graphic is easily inserted before
clear, non-glare lens

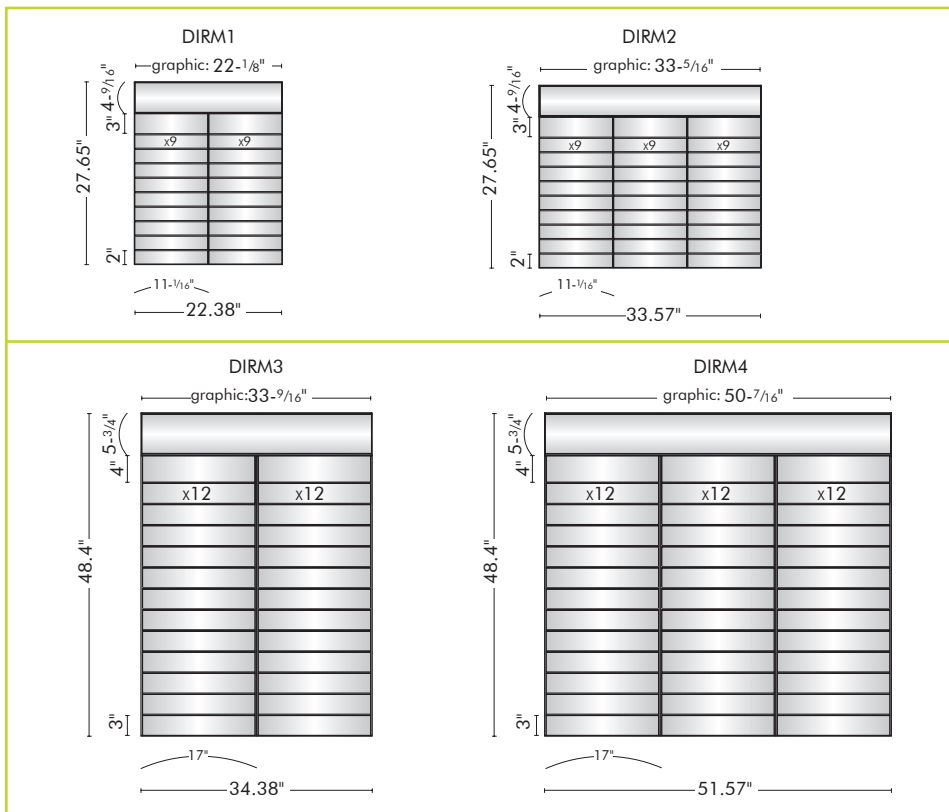


All length measurements apply to the extrusion only and exclude the end caps.

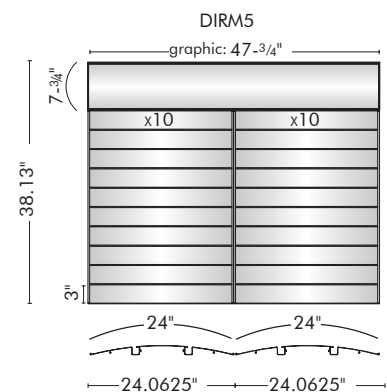
- \\ Dividing strips adhere to the frame and can be placed anywhere desired
- \\ End caps located on top & bottom
- \\ Inserts can be replaced individually
- \\ Custom frame combinations & lengths available





- \\ Combine multiple vertical frames with a top-to-bottom curve header
- \\ Vertical frames come with black dividing strips
- \\ Inserts can be replaced individually
- \\ Choice of black or gray end caps
- \\ Custom frame combinations & lengths available



EAST WING LEVEL 1		
103	ADMINISTRATION	RESPIRATORY THERAPY 112
104	ADMISSIONS/CASHIER	REHABILITATION OFFICE 113
105	PATIENT RELATIONS OFFICE	PURCHASING/RECEIVING 114
106	PHARMACY	FAMILY WAITING ROOM 115
107	RADIOLOGY	ENVIRONMENTAL OFFICE 116
108	PHYSICAL THERAPY	SOCIAL SERVICES 117
109	ULTRASONOGRAPHY	GIFT SHOP 118
110	PATHOLOGY	CAFE 119
111	CT SCAN	HUMAN RESOURCES 120



All length measurements apply to the extrusion only and exclude the end caps.



the non-glare lens is easily taken off with the suction cup for individual graphic replacement

DIRL SERIES

DIRECTORIES

- \\ Consists of multiple top-to-bottom curved frames combined
- \\ End caps on left & right sides
- \\ Comes as separate frames to mount to the wall individually
- \\ Choice of black or gray end caps
- \\ Custom frame combinations & lengths available



frame dimension
graphic dimension

100

60

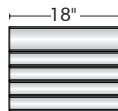
60

60

60



DIRL1



DIRL2



DIRL3

3-3/4"
3.93"
2-1/8"
2.36"

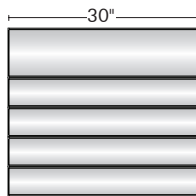
200

120

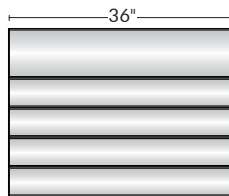
120

120

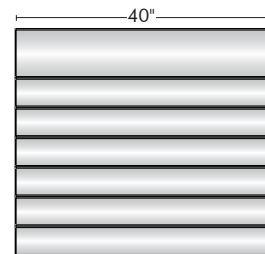
120



DIRL4



DIRL5



DIRL6

7-3/4"
7.87"
4-17/32"
4.72"

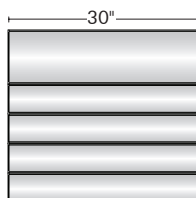
LETTER

120

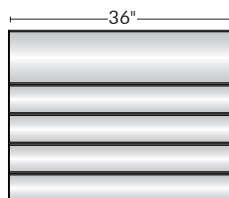
120

120

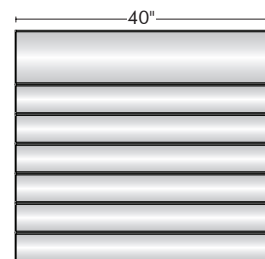
120



DIRL7



DIRL8



DIRL9

8-17/32"
8.64"
4-17/32"
4.72"

All length measurements apply to the extrusion only and exclude the end caps.



each frame allows for unique insert, available in custom widths up to 8'



the non-glare lens is easily taken off with the suction cup for individual graphic replacement



photos courtesy of Fastsigns Lewiston





Tri-State Memorial Hospital

“This project was a great success. There is a sign type for every room and wayfinding location, and it was easy to customize and incorporate the signage into the entire design concept of the facility.”

Signage Challenge

Tri-State Memorial Hospital was in need of a variable and consistent wayfinding and room identification system throughout the facility. The sign solution needed to offer a variety of functions, while remaining easy-to-read to assist doctors, patients and visitors in navigating the facility to different wings and specialty clinics.



photos courtesy of Signs Now #74

Signage Challenge


North Gibson School Corporation was in need of interior wayfinding signage for their high school to guide students, staff, and visitors to the right rooms and destinations.

“The outcome is effective and aesthetically pleasing to everyone who visits. The signage blends well. It directly guides visitors, students and staff to their intended destinations.”

PJL


PROJECTING

- \\ Double-sided, comes in landscape or portrait positions
- \\ End caps on left & right sides
- \\ Anodized silver or powder coated black frames
- \\ Choice of black or gray end caps
- \\ Comes with clear non-glare lens
- \\ Custom lengths available



graphic dimension
frame dimension

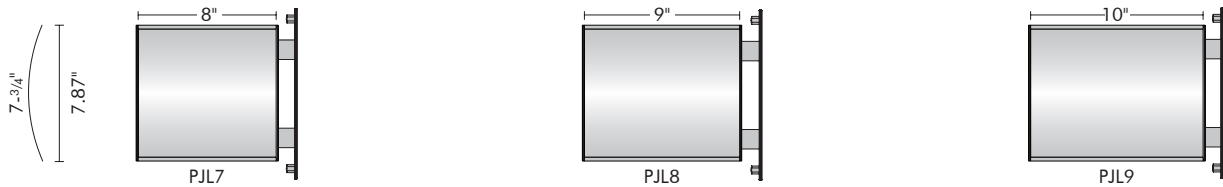
100



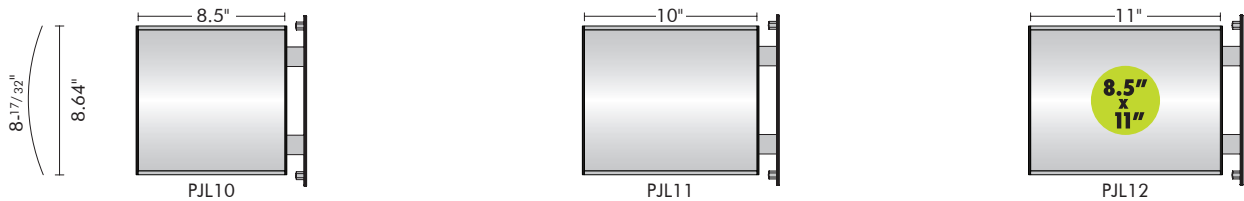
150



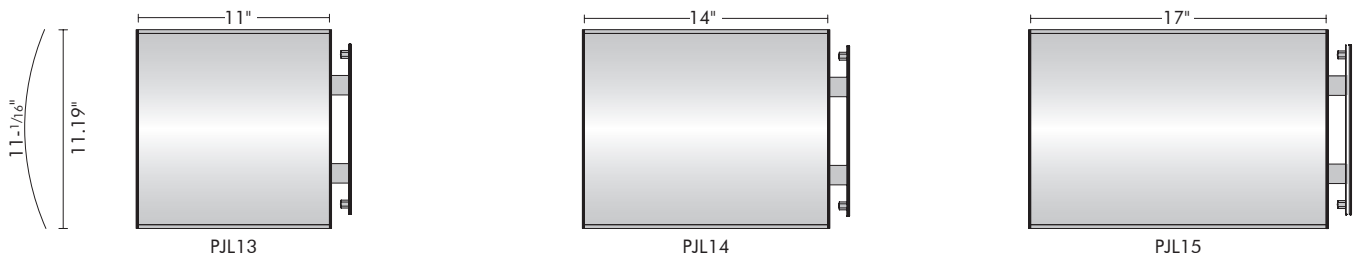
200



LETTER




11



All length measurements apply to the extrusion only and exclude the end caps.

- \\ Flat, double-sided, projecting signs
- \\ Idea for cut vinyl applications
- \\ Sliver finish with black plastic end caps
- \\ Comes fully assembled
- \\ Custom lengths available


graphic dimension
frame dimension




PJP1



PJP2




PJP3



PJP4

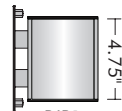


PJP5

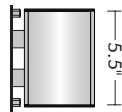


PJP6

3-3/4"
3.93"

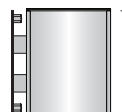


PJP1

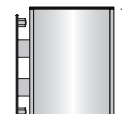


PJP2

5-3/4"
5.90"



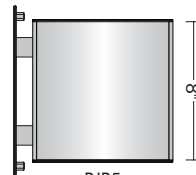
PJP3



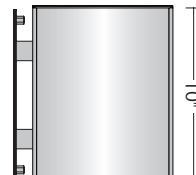
PJP4

100

7-3/4"
7.87"

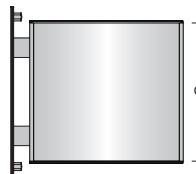


PJP5

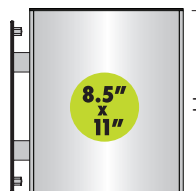


PJP6

8-17/32"
8.64"



PJP7




PJP8

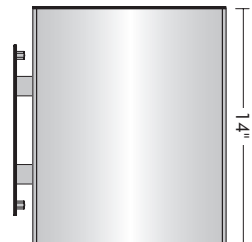
200

LETTER

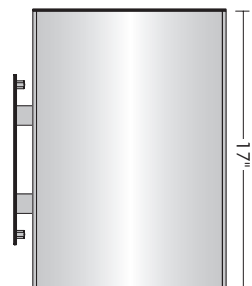
11-1/16"
11.19"



PJP9



PJP10



PJP11

11

All length measurements apply to the extrusion only and exclude the end caps.

TOP-TO-BOTTOM

SUSPENDED

- \\ Suspended signs combine back-to-back extrusions
- \\ Ideal for cut vinyl applications
- \\ Choice of black or gray end caps
- \\ Comes with clear non-glare lens, fully assembled
- \\ Custom lengths available



frame dimension } graphic dimension

60	<p>2-1/8" () 2.36"</p> <p>SUSP1 14"</p> <p>SUSP2 16"</p> <p>SUSP3 20"</p> <p>SUSP4 24"</p>
100	<p>3-3/4" () 3.93"</p> <p>SUSP5 21"</p> <p>SUSP6 24"</p> <p>SUSP7 28"</p> <p>SUSP8 32"</p>
120	<p>4-17/32" () 4.72"</p> <p>SUSP9 22"</p> <p>SUSP10 26"</p> <p>SUSP11 30"</p> <p>SUSP12 34"</p>
150	<p>5-3/4" () 5.9"</p> <p>SUSP13 23"</p> <p>SUSP14 28"</p> <p>SUSP15 33"</p> <p>SUSP16 38"</p>
200	<p>7-3/4" () 7.87"</p> <p>SUSP17 20"</p> <p>SUSP18 26"</p> <p>SUSP19 32"</p> <p>SUSP20 38"</p>
LETTER	<p>8-17/32" () 8.64"</p> <p>SUSP21 11"</p> <p>SUSP22 20"</p> <p>SUSP23 25"</p> <p>SUSP24 40"</p>
11	<p>11-1/16" () 11.19"</p> <p>SUSP241 14"</p> <p>SUSP242 17"</p> <p>SUSP243 24"</p> <p>SUSP244 36"</p>
17	<p>17" () 17.19"</p> <p>SUSP245 17"</p> <p>SUSP246 24"</p> <p>SUSP247 28"</p> <p>SUSP248 36"</p> <p>SUSP249 48"</p>

All length measurements apply to the extrusion only and exclude the end caps.

SUSP25 16"	SUSP26 24"	SUSP27 24"	2-1/8" 2.36"	60
SUSP31 26"	SUSP32 30"	SUSP33 34"	4-17/32" 4.72"	120
SUSP34 28"	SUSP35 34"	SUSP36 38"	5-3/4" 5.90"	150
SUSP40 8.5" x 11" 8.5" x 11" 11"	SUSP41 26"	SUSP42 40"	8-17/32" 8.64"	LETTER
SUSP46 20"	SUSP47 25"	SUSP48 30"	8-17/32" 4-17/32" 4.72"	LETTER
				120
				120

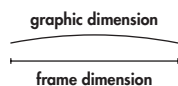
All length measurements apply to the extrusion only and exclude the end caps.



24" left-to-right curve




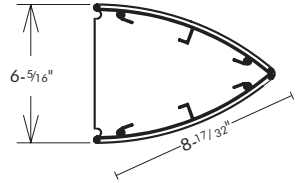
17" left-to-right curve



- \\ Available with a left-to-right curve orientation in both 24" and 17" widths
- \\ Combined with the height of your choice
- \\ Silver or black curved aluminum face, choice of black or grey end caps
- \\ Comes complete with a clear, non-glare lens
- \\ Comes fully assembled

PJT**TRIANGULAR**

- \\ Triangular frames offered in two silver or black aluminum curved faces
- \\ Black powder-coated steel end caps
- \\ Mounting plates come standard with keyholes and round holes
- \\ Available in eight standard heights
- \\ Custom lengths available



 PJT1	 PJT2	 PJT3	 PJT4	 PJT5	 PJT6	 PJT7	 PJT8
----------	----------	----------	----------	----------	----------	----------	----------

TR**TRIANGULAR**

- \\ The triangular aluminum extruded body with impact-modified molded plastic end caps
- \\ Allows for wall or ceiling mount
- \\ Visible from two directions
- \\ Custom lengths available



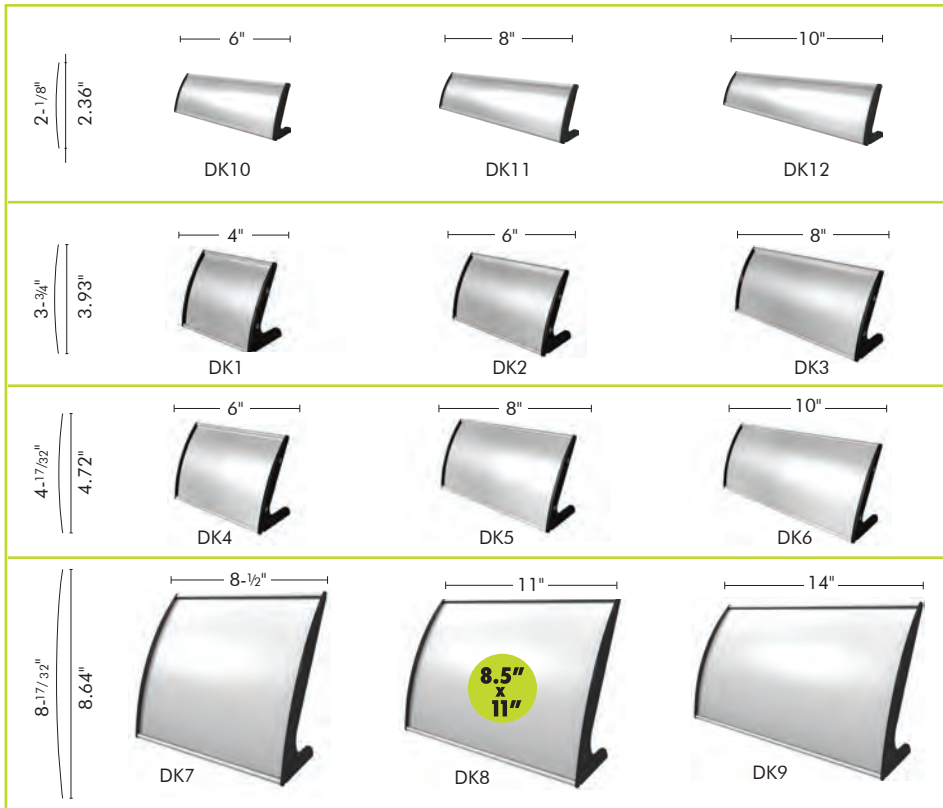
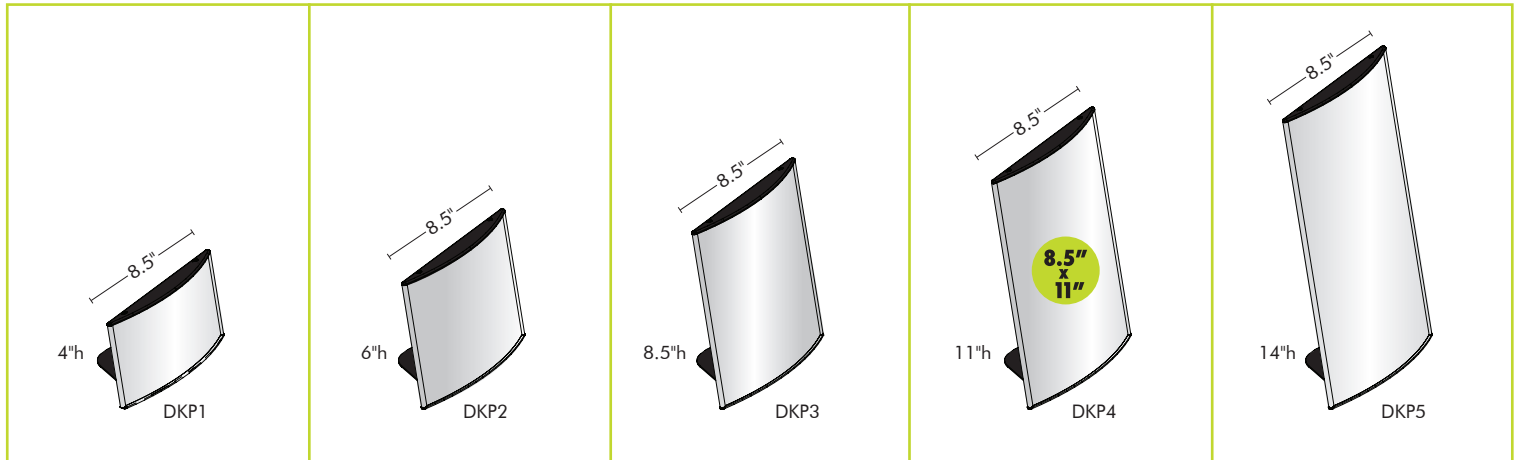

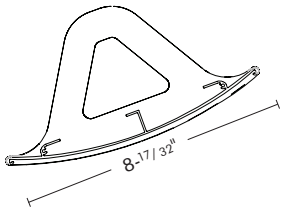
 TR1	 TR2	 TR3	 TR4	 TR5	 TR6	 TR7
---------	---------	---------	---------	---------	---------	---------

All length measurements apply to the extrusion only and exclude the end caps.

DKP SERIES

DESK

The **DKP series** of standing desk frames consists of high quality, powder-coated black anodized silver extruded aluminum body with a black plastic top cap and black steel foot plate. Its clear, non-glare lens and suction cup come standard. Custom lengths available.



DK SERIES

DESK


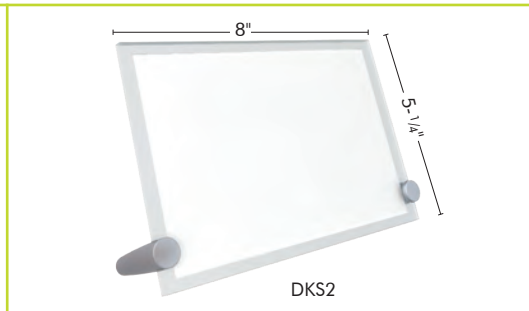
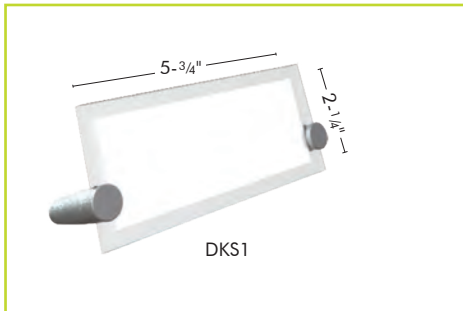


The **DK series** of standing desk frames offers impact-modified plastic molded end caps that double as feet for desk or table top use and a high quality, extruded aluminum body with anodized silver or satin powder-coated black finish. Clear, non-glare lens comes standard. Custom lengths available.

All length measurements apply to the extrusion only and exclude the end caps.

ACRYLIC**DESK**

The **DKS** series of standing desk frames features two clear acrylic protective plates that protect your print and brushed silver aluminum support feet for a sharp and modern look. Comes in two standard sizes.





silver aluminum feet detach from clear acrylic plates for easy graphic insertion

CONCAVE**DESK**

These sleekly designed **CONCAVE** desk frames are constructed of high-quality extruded aluminum. The lens slides in and out for easy print replacements. Comes standard in anodized silver or satin powder-coated black finish in two standard sizes.



Dimensions above are graphic sizes only.



lens and graphic slide out for easy replacement

The **DKD** line of desk frames combines a stable domed, brushed silver aluminum holder with an elegant protective acrylic folded pocket providing a modern double-sided option and allows easy graphic changes. Comes in four standard sizes.

Dimensions above are graphic sizes only.



SAMPLE KIT



- Curve Wall Sign | 8"w x 2.125"h
- Curve Wall Sign | 3.75"w x 4"h
- Curve Wall Sign | 4.5"w x 3"h
- Curve Wall Sign | 5.75"w x Header 5.75"h + Footer 5.75" divided
- Curve Wall Sign | 7.75"w x 4"h
- Curve Wall Sign | 8.5"w x 11"h
- Snap Frame | 8.5"w x 11"h
- Desk frame | 3.75"w x 2"h
- Bracketed Projecting | 3.75"w x 4.75"h
- Suction Cup



SIZE	PORTRAIT	LANDSCAPE	# OF SUPPORT FEET
8.5" x 11"	DKSNAP-1-P	DKSNAP-1-L	1
11" x 14"	DKSNAP-2-P	DKSNAP-2-L	1
11" x 17"	DKSNAP-11-P	DKSNAP-11-L	1
12" x 18"	DKSNAP-12-P	DKSNAP-12-L	1
14" x 22"	-	DKSNAP-3-L	2
16" x 20"	DKSNAP-4-P	DKSNAP-4-L	2
20" x 24"	-	DKSNAP-5-L	2

DESK

The **DK** Snap desk frames are available in a range of sizes and in black or silver. These front-loading desk frames snap open for quick and easy graphic changes. Includes clear non-glare protective lens.



SNAP-EDGE

TRAPPA


- \\ Silver or black anodized finish with precision mitered corners
- \\ Snaps open for quick and easy graphic changes
- \\ No tools required
- \\ Aluminum extrusions mounted to a high-impact polystyrene backer
- \\ Comes with clear non-glare lens, mounting hardware
- \\ Protective sheet material: PVC



Dimensions below refer to size of printed graphic only.



8.5" x 11"
TRP2-1



11" x 14"
TRP2-2



11" x 17"
TRP2-11




12" x 18"
TRP2-12



16" x 20"
TRP2-4



18" x 24"
TRP2-10



20" x 24"
TRP2-5



22" x 28"
TRP2-7



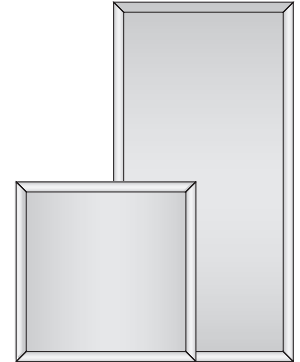
24" x 30"
TRP2-8



24" x 36"
TRP2-6



30" x 40"
TRP2-9



custom sizes available

SNAP-EDGE

TRP CUSTOM

- \\ Trappa Poster Frame offers a simple, elegant snap rail solution for your custom-sized needs.
- \\ Combines two custom-length spring loaded snap rails with a backer
- \\ Comes with clear non-glare lens
- \\ Allows you to mount to a wall just by inserting the poster and snapping the edges shut
- \\ Rails, backer and lens are cut to size, depending on your graphic dimensions and desired rail length

SUGGESTED POPULAR SIZES

8.5" x 11"

11" x 17"

20" x 24"

22" x 28"

24" x 36"

24" x 48"

30" x 40"

36" x 52"



SNAP-LED

TRAPPA

- \\ 1" thick
- \\ 50,000 hr bulb life
- \\ Evenly distributed light
- \\ Snap frame allows easy graphic changes
- \\ Wall mounting hardware
- \\ Power supply with 78" cord
- \\ One year warranty

frame snaps open from the front



light box cord connects to wall adapter, illuminating the frame

CODE	SIZE
LED-SNAP-04	30"w x 40"h
LED-SNAP-05	36"w x 48"h



also available as hanging signs with our suspending clips



LED diffuser panel ensures even light distribution and brightness


POSTER SNAPPER

TRAPPA


- \\ Creates a clean, simple, elegant look
- \\ Hanging clips feature a top opening for clear nylon line mount as well as a recessed pocket for S-hook suspension
- \\ Adjustable hanging clips
- \\ Rails snap open and shut for quick graphic changes
- \\ Comes in four different standard widths: 24", 30", 36" and 48"
- \\ Custom-cut width available up to 60"



hanging options:




nylon line



S-hook



snap graphic rail for easy change-out



snap rail

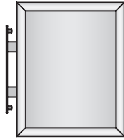
PJ-SNAP

PROJECTING

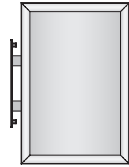
- \\ Available in a wide range of sizes in black or silver
- \\ Double-sided projecting snap frames come with clear non-glare lenses
- \\ Fully assembled
- \\ Spring-loaded edges allows quick and easy graphic changes



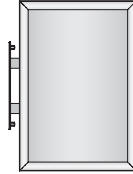
8.5" x 11"
PJSNAP-1-P



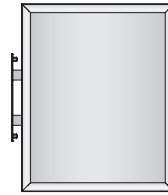
11" x 14"
PJSNAP-2-P



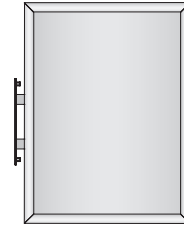
11" x 17"
PJSNAP-11-P



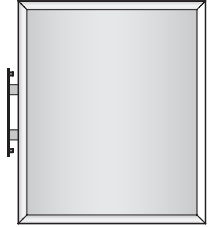
12" x 18"
PJSNAP-12-P




16" x 20"
PJSNAP-4-P



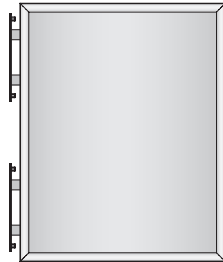
18" x 24"
PJSNAP-10P



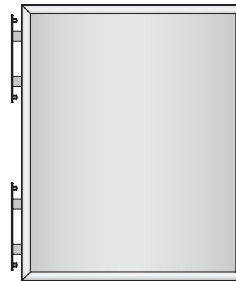
20" x 24"
PJSNAP-5-P




24" x 36"
PJSNAP-6-P



22" x 28"
PJSNAP-7-P



24" x 30"
PJSNAP-8-P




30" x 40"
PJSNAP-9-P




11" x 8.5"
PJSNAP-1-L



14" x 11"
PJSNAP-2-L



17" x 11"
PJSNAP-11-L



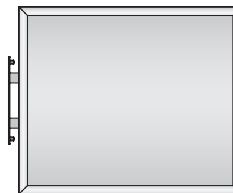
18" x 12"
PJSNAP-12-L



20" x 16"
PJSNAP-4-L




18" x 24"
PJSNAP-10-L




24" x 20"
PJSNAP-5-L




36" x 24"
PJSNAP-6-L



28" x 22"
PJSNAP-7-L



30" x 24"
PJSNAP-8-L



40" x 30"
PJSNAP-9-L

SUSP-SNAP

SUSPENDED



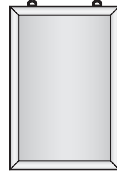
- \\ Available in a wide range of sizes in black or silver
- \\ Double-sided projecting snap frames come with clear non-glare lenses
- \\ Fully assembled




8.5" x 11"
SUSPSNAP-1-P



11" x 14"
SUSPSNAP-2-P



11" x 17"
SUSPSNAP-11-P




12" x 18"
SUSPSNAP-12-P



16" x 20"
SUSPSNAP-4-P



18" x 24"
SUSPSNAP-10-P




20" x 24"
SUSPSNAP-5-P




24" x 36"
SUSPSNAP-6-P



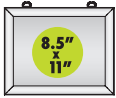
22" x 28"
SUSPSNAP-7-P



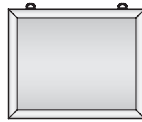
24" x 30"
SUSPSNAP-8-P



30" x 40"
SUSPSNAP-9-P



11" x 8.5"
SUSPSNAP-1-L



14" x 11"
SUSPSNAP-2-L



17" x 11"
SUSPSNAP-11-L



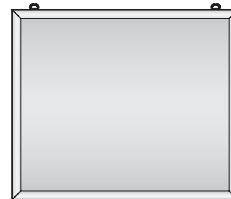
18" x 12"
SUSPSNAP-12-L




20" x 16"
SUSPSNAP-4-L



18" x 24"
SUSPSNAP-10-L




24" x 20"
SUSPSNAP-5-L




36" x 24"
SUSPSNAP-6-L



28" x 22"
SUSPSNAP-7-L



30" x 24"
SUSPSNAP-8-L



40" x 30"
SUSPSNAP-9-L


TRI-TOWER-DLX

TOWER

- \\ Free-standing triangular display tower – 26.75" w x 72" h
- \\ Fits three 24" w x 68.88" h graphics
- \\ Durable aluminum extrusion construction coupled with rigid PVC graphic infill panels
- \\ Sliding cam locks for quick and easy graphic changes
- \\ Heavy-duty laminated foot plate
- \\ Optional lighting kit and translucent PETG graphic panels available



the triangular shape gives dimension to three graphic sides



the heavy duty laminate plate strongly anchors the tower



backlit option with translucent PVC graphics

frame fits three 24" w x 68.88" h graphics



TOWER

TOWER

- \\ Double sided free-standing tower, offered in two sizes
- \\ Options of 24" or 33" w x 72" h "bubble" panels
- \\ Choice of silver or black aluminum edge extrusions
- \\ Black thermoformed laminate top & bottom plates
- \\ Optional lighting kit adds an attractive element to tower
- \\ Comes with hard molded case for easy assembly



optional lighting kit adds an attractive element to tower and is simple to assemble



add a tower lighting kit and turn it into a free-standing lightbox

CUBE TOWER

TOWER



CUBE06

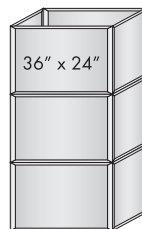


wheels or
feet optional

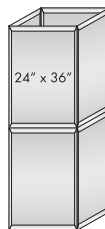
- \\ Easy-to-use snap frames on all four sides
- \\ Variety of sizes and configurations
- \\ Choice of silver or black frames
- \\ Front loading graphic mechanism makes graphic changes easy
- \\ Includes optional wheels or feet
- \\ Custom sizes also available



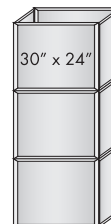
the rectangular shape allows for 4 different sides with multiple panels per side for graphic inserts



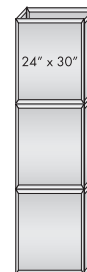
CUBE01



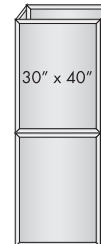
CUBE02



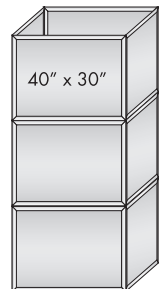
CUBE03



CUBE04



CUBE05



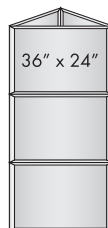
CUBE06

PRISM TOWER

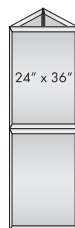
TOWER



the triangular shape creates a 3-sided tower with multiple panels per side for graphic inserts



PRISM01



PRISM02



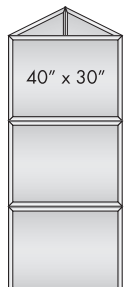
PRISM03



PRISM04



PRISM05



PRISM06



wheels or
feet optional

- \\ Easy-to-use snap frames on all three sides
- \\ Choice of silver or black frames
- \\ Seamlessly display multiple graphics and messages
- \\ Front loading graphic mechanism makes graphic changes easy
- \\ Includes optional wheels or feet
- \\ Custom sizes also available



CASE STUDY

WAYFINDING

Wayfinding Signage Case Study

Laurel Toyota

“The results were fantastic! The professional staff of graphic designers and installers did a perfect job in all aspects of the project.”



photos courtesy of Minahan Signs

Signage Challenge

Laurel Toyota was in need of directional and wayfinding signage to help clients feel welcome and comfortable navigating through the facility. Toyota was looking for an affordable solution, provided by a local contact they could constantly be in touch with.

Wayfinding Sign Solutions: Ideal for Churches, Hospitals and Schools

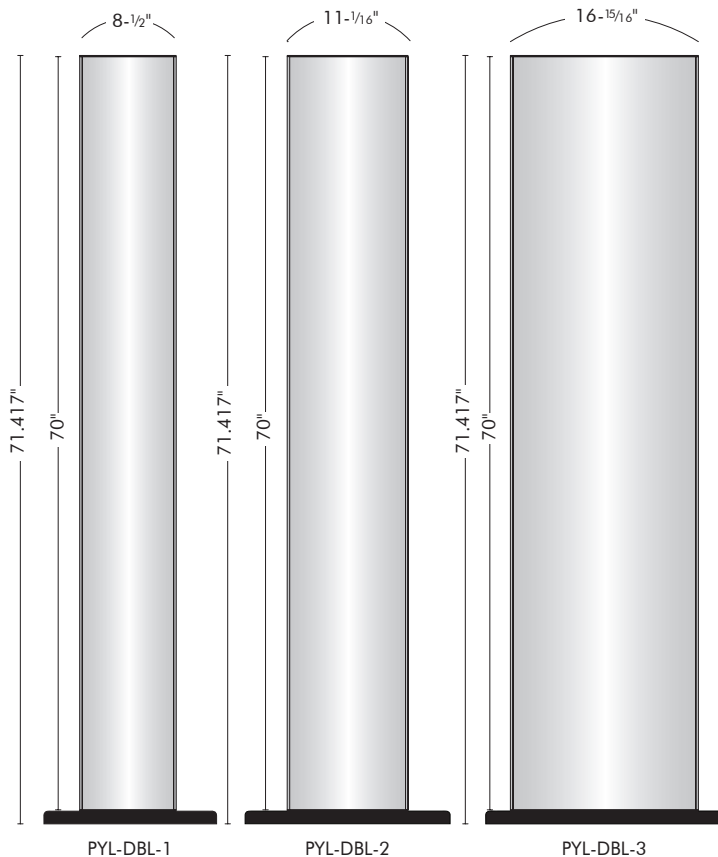
Wayfinding sign solutions are ideal to help visitors and staff of churches, hospitals, schools and more find their way and easily navigate the facility.



PYL-DBL SERIES

PYLONS

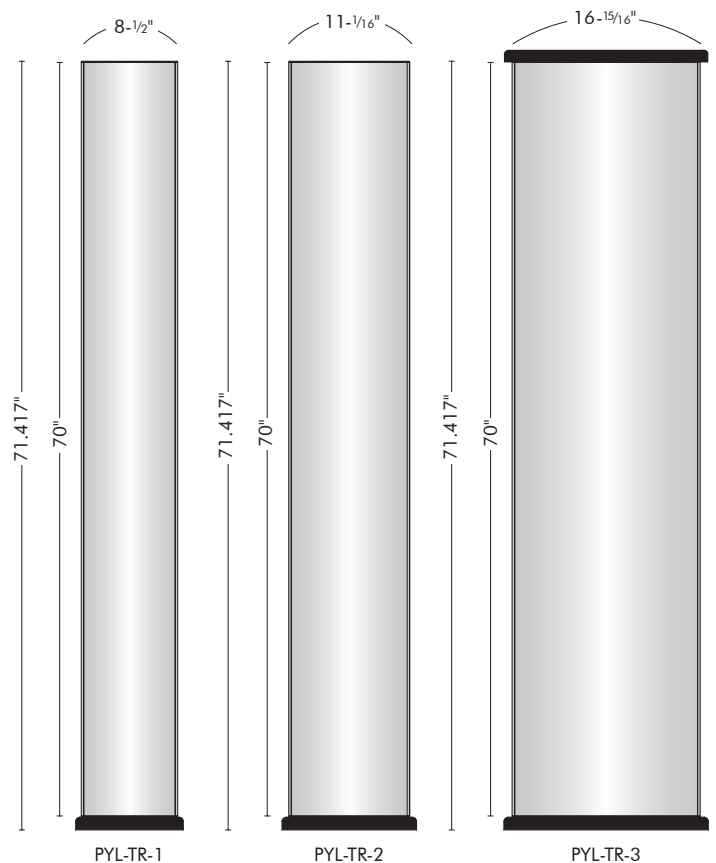
- \\ Double-sided standing pylon display
- \\ Choice of silver or black frames/extrusions
- \\ Black laminate bottom plate with steel support plates
- \\ Includes clear non-glare protective lenses
- \\ Requires assembly



PYL-TR SERIES

PYLONS

- \\ Triangular shaped standing pylon display
- \\ Choice of silver or black frames/extrusions
- \\ Black laminate bottom plate with steel support plates
- \\ Black powder coated steel top plate for PYL-TR1 & 2 / Thermoformed plate on PYL-TR3
- \\ Includes clear non-glare protective lenses
- \\ Requires assembly



DISPLAYS

SIGN STANDS



Observe Deluxe OBS-DLX

- // Stylish double-sided curved design
- // Holds two 24" w x 36" h bubble graphics
- // Recommended printing material: .040"-.125" opaque styrene
- // Elegant brushed silver
- // Sturdy steel base with removable and adjustable brochure pockets
- // 74-1/2" h




Observe Grand OBG-B

- // Sleek info center includes sturdy base & adjustable shelf
- // Accepts 22" w x 28" h graphic size
- // Single or double-sided
- // Holds a 3/16" thick mounted graphic
- // 37" h without graphic




Observe Pro OBS-LP-SYS

- // Lightweight snap together info center
- // 12" diameter base
- // Stylish curved header
- // Adjustable brochure holder
- // Accepts 8.5" w x 11" h graphic and literature
- // 42" h without graphic



Spartan SPARTAN


- // Sleek, designer sign holder includes protective acrylic folded pocket to hold 8.5" w x 11" h literature or contour-cut rigid graphic
- // Silver aluminum alloy post and circular black powder-coated base
- // Add second post to hold a larger rigid graphic
- // 52-1/4" h



variable frame size options
add versatility



top view



top view

Snapper Stand SNP-STAND

- // Attractive, stylish snap-open 11" x 17" frame
- // Portrait or landscape presentation options provided
- // Mounted on silver aluminum stand
- // Requires light assembly
- // 40"h

Advocate ADVOCATE

- // Fashionable, chrome finish, aluminum post and frame
- // Holds 8.5" x 11" graphic
- // Can be rotated 360 degrees or any desired angle
- // Telescopic post offers variable height from 30.5" - 48"

IC-TR Series IC-TR

- // Triangular shape
- // Silver or black curved high quality aluminum extrusions
- // Silver aluminum post, silver steel domed foot plate
- // Black powder-coated steel top and bottom plate
- // Clear non-glare protective lenses can be removed for a quick graphic change
- // Custom heights available
- // Product requires assembly

IC-DBL Series IC-DBL

- // Silver or black curved high quality aluminum extrusions
- // Silver aluminum post, silver steel domed foot plate
- // Black powder-coated steel bottom plate, black molded plastic top plate
- // Clear non-glare protective lenses can be removed for a quick graphic change
- // Double sided
- // Custom heights available
- // Product requires assembly

TRAPPA POST

SIGN STANDS

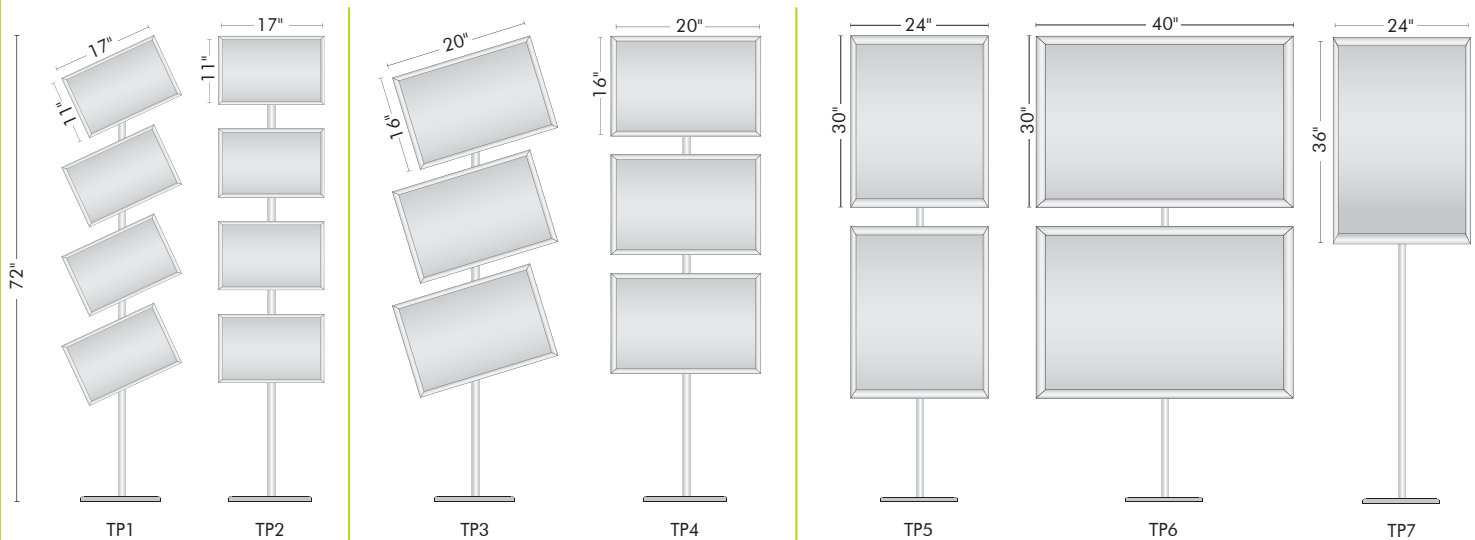
- \\ Snap sign frames
- \\ Variety of configurations and sizes
- \\ Sturdy aluminum posts and heavy domed steel base plate ensures stability
- \\ Includes clear protective lenses
- \\ Choice of silver or black snap frames, large or small, landscape, portrait or diagonal
- \\ Front loading graphic mechanism makes graphic changes easy



post connects for quick assembly



frames can be displayed horizontally or at an angle (shown above)



VECTOR FRAME

POSTER EDGE

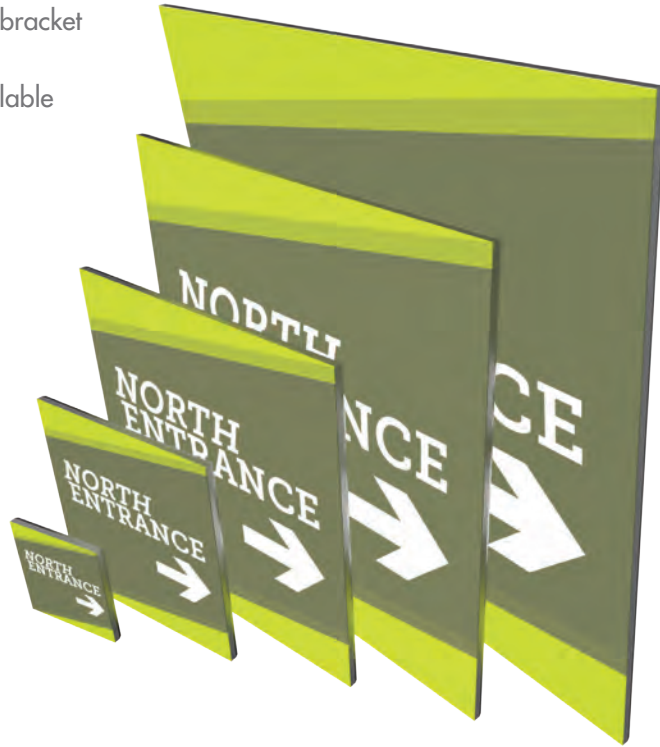
- \\ Slim, lightweight 3/4 aluminum frame
- \\ Easy-to-apply push-fit fabric graphics
- \\ Wall mounting hanging bracket included
- \\ Custom frame sizes available

SQUARE

CODE	SIZE
VFE-S-01	11.8"w x 11.8"h
VFE-S-02	23.62"w x 23.62"h
VFE-S-03	35.43"w x 35.43"h
VFE-S-04	47.24"w x 47.24"h
VFE-S-05	59.06"w x 59.06"h

RECTANGLE

CODE	SIZE
VFE-R-01	11.8"w x 23.62"h
VFE-R-02	11.8"w x 35.43"h
VFE-R-03	23.62"w x 35.43"h
VFE-R-04	23.62"w x 47.24"h



Atlas

ATLAS

- // Outdoor sign holder
- // Recommended graphics: 10mm corrugated plastic or 1/2" rigid substrates
- // Use as many as you need to hold a large rigid graphic 1/2" thick
- // Quick set-up, easy storage
- // Hollow plastic base can be filled with water or sand
- // Extend three swivel feet and stake to the ground for increased stability in windy conditions
- // Ground stakes included



Ace

ACE

- // Sturdy double-sided powder coated steel "A-frame" sidewalk sign
- // Rigid graphics slide in from top
- // Comes with elegant brushed silver carry handle
- // Designed for 24"w x 36"h rigid graphics



Apex

APEX

- // Double-sided high impact polystyrene "A-frame" sign
- // Can be printed directly on the plastic for a smooth look
- // For indoor or outdoor use
- // Designed for 24"w x 42"h graphic



Wedge

WED-I-B

- // Combine multiple units for longer and taller displays
- // Graphic size is variable
- // Black only
- // Graphics not included



Literature Racks

LN112

LN112-2 KIT

- // Optional literature racks that can be used with the Observe Deluxe, Trappa Post and Information Center



LN112



LN112-2 KIT



THE SIGN MAKERS'®
**HAND
BOOK**
WAYFINDING SYSTEMS

// **LET'S TALK!**



www.signprosystems.com

