



CANADA

EXHIBITS

2019
1st Semester



RETAIL PRICING

The prices provided in this catalog are suggested retail prices excluding taxes in Canadian dollars.

The rental prices do not include shipping nor set-up or dismantling.

As we are constantly improving and adding to our product line, we reserve the right to change product specifications and prices without notice.

Although this document has been produced with the utmost of care, it may contain errors or omissions that are not binding for the distributor of this catalog. Only the final quote is binding.

We also invite you to review the catalog distributor's General Terms and Conditions of sale.

The trademarks and logos found in this catalog are the property of their respective owners and are used only as presentation suggestions.

introduction

3

contour.
portable
tubular
exhibits

10

portable tubular contour exhibits

panoramic®
h-line

modular
exhibits

27

panoramic h-line modular exhibits

panoramic®
c-line

custom
exhibits

47

panoramic c-line custom exhibits

tubular
hanging
signs

57

square or circular
hanging signs

exhibit
add-ons

59

accessories / transport
solutions

tips
& tricks

63

summary

Our mission: improve the exhibitor experience

Our basic turnkey offering: services included for each exhibit.



EXHIBIT DESIGN

your personalized solution, designed and quoted in 5 days.

FILE MANAGEMENT

an online portal for real-time tracking of your order.

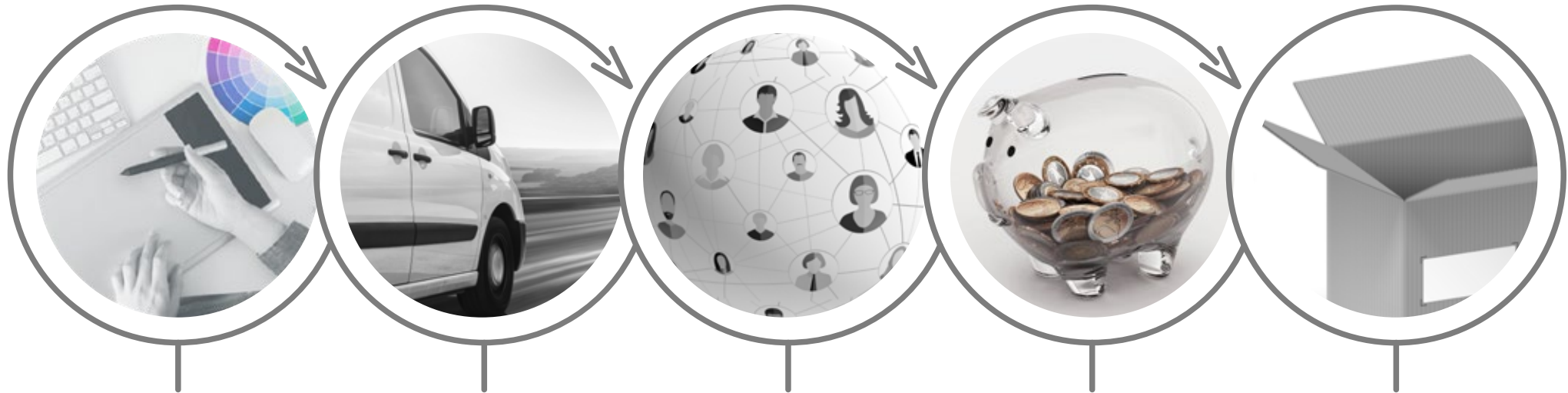
A MANUFACTURING PROCESS

that takes place entirely at our production facilities.

QUALITY CONTROL

100% of exhibits are inspected by our experts.

Our additional services.



**GRAPHIC
CREATION**

that boosts your
image.

Optimized
**LOGISTICS
SERVICES** to
provide you with the
best experience.

**EXHIBIT
INTERNA-
TIONALLY**

thanks to an
international network
of assemblers
available for
the setup and
dismantling.

**EXHIBIT
RENTALS**

a smart economical
solution for your
occasional needs.

**STORAGE
SERVICE**

for your exhibits.

Our purpose: create, design and build exhibits that meet your needs

- Are you looking for unique, high-impact exhibit solutions?

All of our solutions are designed to put the spotlight on your image.

The structures, textiles and printing techniques have been developed conjointly. The results: high quality and exceptional impact that helps showcase your image.

The endless combinations possible between panels and accessories ensure that your exhibit is unique.



- Are you a dynamic company looking for solutions tailored to your own pace?

A company exhibits 5 times a year* on average. This is why we design changeable, modular and reconfigurable exhibits with endless possibilities.

A range of optional accessories are also available to make them even more functional.

**Source : French study by Unimev " Salons et Foires: un puissant outil de développement pour les entreprises "*



Viscom Paris



Viscom Frankfurt



EDPA Orlando



ExhibitorLive Las Vegas

- Is limiting your environmental impact important to you?

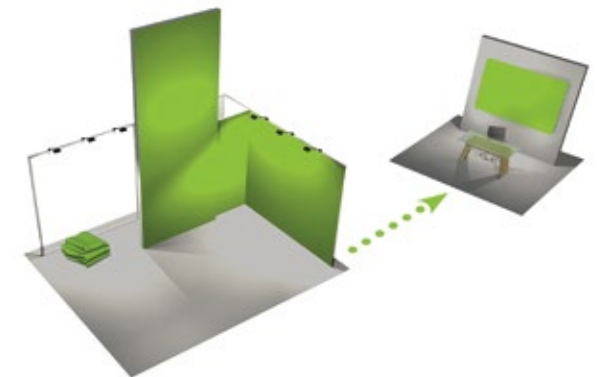
All throughout the life cycle of our products, we implement concrete actions within our network to minimize environmental impact. The design process favors recycled or recyclable materials, and all products are repairable in order to increase their lifespan. Production is carried out locally in Canada and Europe. We generate three times more electricity than what we consume thanks to the 788 solar panels installed on the roof of our factory in Europe. We are working on making all of our exhibits reusable and sharable in order to design the eco-friendly display of the future.



Our aluminum and graphics are systematically recycled.



Transformation of a exhibit into a wall.frame




We are experts in dye-sublimation printing on fabric to benefit your communication

- Why choose fabric graphics?

Fabric graphics are very well suited for use in the exhibit and events industries. They are easy to transport, handle and set up; they are scratch-resistant and wrinkle resistant.

They offer unrivaled aesthetic rendering with the best color execution that won't fade over time.



- What is dye-sublimation printing?

Sublimation is a physical phenomenon by which matter passes directly from a solid to a gas. The fabric's fibers are dyed directly, which improves color resistance over time.

- Benefits of this technology

- Unrivaled quality: dye-sub printing offers exceptional contrast, intensity and depth. Colors are vibrant and available in a wide range, including at high density.
- Anti-reflective: dye-sublimated fabric absorbs light and prevents reflections from appearing on your image.
- More eco-friendly process: the inks used are aqueous solutions that are solvent-free and odorless.



Choose an exhibit solution to meet your needs!

PRODUCTS
MADE IN
CANADA




portable

self set-up

contour.

The high-impact adjustable and **portable** exhibit.

- Ideal for spaces from 10'x10' to 10'x30'.
- Can be assembled by yourself.



modular

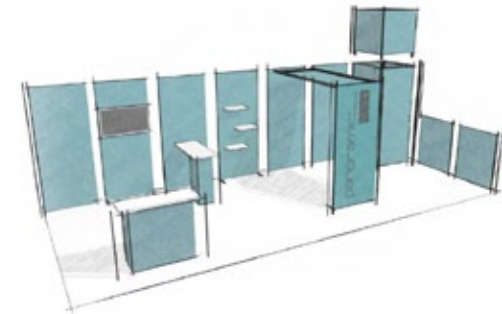
rental

panoramic®
h-line

Modular solution, endlessly reconfigurable.

Available for purchase or lease.

- Ideal for spaces of 10'x10', 10'x20', 10'x30' and 20'x20'.
- Packaged in a transport crate with wheels, with graphics pre-assembled on the frames.
- To be assembled by yourself or by professionals.



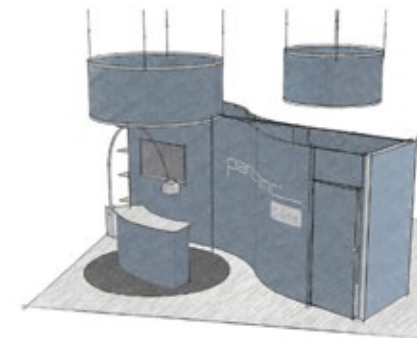
custom

design

panoramic®
C-line

Design solution, ideal for **custom** exhibits.

- Suitable for all spaces.
- Reusable.
- To be assembled by professionals.





portable tubular exhibits

contour.

contour, the high-impact adjustable and portable exhibit



frames are available in standard and custom formats



take contour anywhere with ease



a wide range of accessories



- contour is a portable exhibit solution featuring a tubular aluminum frame covered in stretch fabric.
- contour is modular and adjustable: the frames connect together with optional accessories like a TV, shelves and lighting make it possible to meet all the needs of exhibitors.
- With contour you benefit from a long-lasting, adjustable and reusable exhibit that lets you control costs and reduce your environmental impact.

A fully DIY solution!


Simple and intuitive setup

The tubes interlock with connectors, and a color-coding system is found on each frame for an intuitive assembly.

The graphic slips over the frame easily like a sock and covers the frame completely for exceptional execution.



100% self set-up



Tubes connect together with one click



The graphic slips over the frame...



...and closes with a zipper



Self set-up



Connectors are used to link the frames together at 45°, 90° and 180° angles

A fully DIY solution!

Take contour anywhere with ease

contour is an ultra-compact, lightweight solution that you can take anywhere thanks to its wheeled transport bag, or have it easily shipped via a courier.

Everything is stored away and protected: the tubes are attached using securing clips and the graphic is stored in a plastic bag.



100% portable



Wheeled transport bag or hard.case XL



Transport it in a car...



... or ship it via a courier



contour is the only exhibit line compatible with the formats authorized by trade shows in Europe and North America.

contour : options & functionalities



contour.3'x8'

Structure + graphic*
+ wheeled transport bag

Purchase \$ **820**

Dimensions :
36"x 92"




contour.5'x8'

Structure + graphic*
+ wheeled transport bag

Purchase \$ **1,065**

Dimensions :
57"x 92"



contour.8'x8'

Structure + graphic*
+ wheeled transport bag

Purchase \$ **1,475**

Dimensions :
92"x 92"



contour.10'x8'

Structure + graphic*
+ wheeled transport bag

Purchase \$ **1,840**

Dimensions :
114"x 92"



contour.20'x8'

Structure + graphic*
+ 2 wheeled transport bags

Purchase \$ **3,675**

Dimensions :
228"x 92"



contour.3'x10'

Structure + graphic*
+ wheeled transport bag

Purchase \$ **1,045**

Dimensions :
36"x 126"



contour.5'x4'

Structure + graphic*
+ wheeled transport bag

Purchase \$ **645**

Dimensions :
57" x 46"



contour.10'x4'

Structure + graphic*
+ wheeled transport bag

Purchase \$ **1,055**

Dimensions :
114" x 46"

*Single-sided graphic with white or black back. Double-sided option available.

contour : options & functionalities



contour.inclined **tilted 5'x8'**

Structure + graphic*
+ wheeled transport bag

Purchase \$ **1,380**

Dimensions : 78" x 92"



contour.inclined **tilted 8'x8'**

Structure + graphic*
+ wheeled transport bag

Purchase \$ **1,745**

Dimensions : 111" x 92"



contour.inclined **angled 3'x10'**

Structure + graphic*
+ wheeled transport bag

Purchase \$ **1,155**

Dimensions : 36" x 129"



contour.inclined **angled 5'x10'**

Structure + graphic*
+ wheeled transport bag

Purchase \$ **1,380**

Dimensions : 92" x 129"



contour.curved 8'x8'

Structure + graphic*
+ wheeled transport bag

Purchase \$ **1,755**

Dimensions :
C - shape 94" x 92" x 22"
S - shape 96" x 92" x 37"



contour.curved 10'x8'

Structure + graphic*
+ wheeled transport bag

Purchase \$ **2,065**

Dimensions :
C - shape 117" x 92" x 22"



contour.wave 8'x8'

Structure + graphic*
+ wheeled transport bag

Purchase \$ **1,715**

Dimensions :
92"x 92" x 22"



contour.wave 10'x8'

Structure + graphic*
+ wheeled transport bag

Purchase \$ **2,082**

Dimensions :
114" x 92" x 12"



contour : options & functionalities



contour.tv

Structure*** + graphic*
+ wheeled transport bag

Purchase \$ **1,110**

Dimensions :

36" x 92" x 12"



contour.shelf

Structure + graphic*
+ wheeled transport bag

Purchase \$ **960**

Dimensions :

36" x 92" x 12"



contour.arch

Structure + graphic*
+ wheeled transport bag

Purchase \$ **1,645**

Dimensions :

36" x 92" x 92"



contour.tv arch

Structure** + graphic*
+ wheeled transport bag

Purchase \$ **1,775**

Dimensions :

36" x 92" x 92"



contour.storage corner 3'x8'

Structure + graphic*
+ wheeled transport bag

Purchase \$ **1,540**

Dimensions :

36" x 92" x 92"



contour.storage corner 3'x10'

Structure + graphic*
+ wheeled transport bag

Purchase \$ **2,285**

Dimensions :

36" x 126" x 92"



contour.

custom frame

Contact us for more information



spot.DEL

LED light with
connector

Purchase \$ **135**

*Single-sided graphic with white or black back. Double-sided option available. ** TV mounting bracket included. Does not include TV screen. *** TV mounting bracket included. Does not include TV screenCurved corner option available


Design your 10'x10' exhibit based on your needs and adapt it with modules and accessories



contour.10'x8'
+ c.air² counter

Total price: \$ **2,495**

+



2 contour.5'x8'
+ 2 contour.5'x4'

Total price: \$ **3,064**

+



contour.tv

Purchase: \$ **1,110**

+



contour.shelf

Purchase: \$ **960**

= 10'x10'



ct-exhibit-03

Structures + graphics +
counter + 2 LED lights +
wheeled transport bags

Total price*: \$ **8,390**

*TV screen not included



ct-exhibit-01

Structures + graphics + counter
+ 3 LED lights + packaging

Purchase* from **\$ 6,000**

*TV screen, furniture and printed carpet not included

Transport solution:
Wheeled transport bags

Options (unit price)

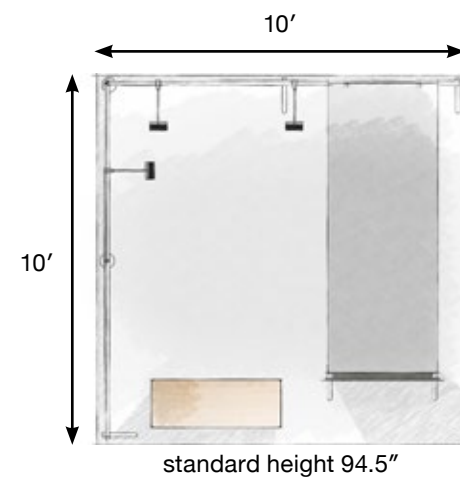
	Purchase
printed carpet	
panofloor	\$ 1,500
hard XL transport case	\$ 520



c.air² pop-up counter
(see the display catalog)



TV arch to play your videos





ct-exhibit-02

Structures + graphics + counter
+ 2 LED lights + packaging

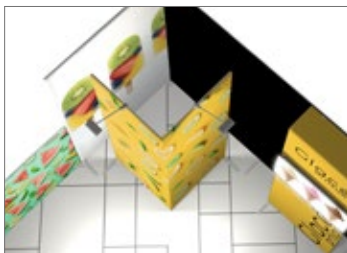
Purchase* from **\$ 7,000**

*TV screen, furniture and printed carpet not included

Transport solution:
Wheeled transport bags

Options (unit price)

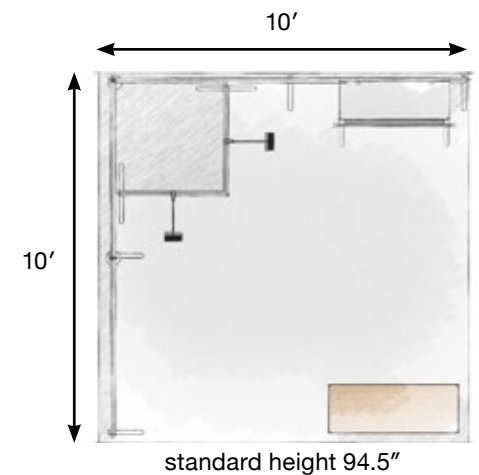
	Purchase
printed carpet	
panofloor	\$ 1,500
hard XL transport case	\$ 520
storage kit	\$ 190



create a 3'x8' storage area



furnish your space with a
storage kit




Create your custom 10' x 20' tubular exhibit

	+	 x2	+		+		+	
contour.20'x8' + c.air² counter		2 contour.5'x8' + 2 contour.5'x4'		contour.tv arch		contour.shelf		3'x8' contour.storage corner
Total price: \$ 4,430		Total price: \$ 3,064		Purchase: \$ 2,025		Purchase: \$ 960		Purchase: \$ 1,540

10'x20'

=



ct-exhibit-o6

Structures + graphics + counter + 3 LED lights + wheeled transport bags

Total price*: \$ **12,564**

*TV screen not included



ct-exhibit-05

Structures + graphics + counter
+ 4 LED lights + packaging

Purchase* from **\$ 8,000**

*TV screen, furniture and printed carpet not included

Transport solution:
Wheeled transport bags

Options (unit price)

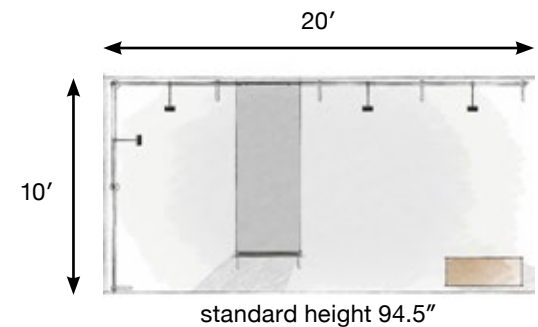
	Purchase
printed carpet	
panofloor	\$ 3,000
hard XL transport case	\$ 520



emphasize your message on
the TV arch



interior shelf for c.air² counter





ct-exhibit-07

Structures + graphics + counter
+ 3 LED lights + packaging

Purchase* from \$ **13,500**

*TV screen, furniture and printed carpet not included

Transport solution:
Wheeled transport bags

Options (unit price)

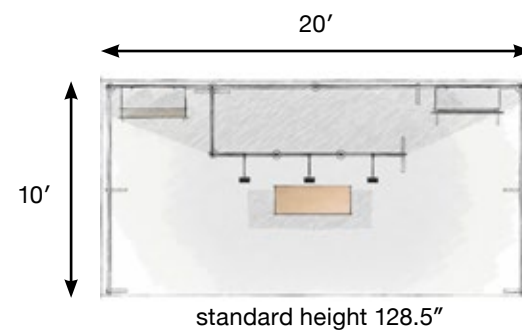
	Purchase
printed carpet	
panofloor	\$ 3,000
display case	
helix.106	\$ 695
hard XL transport case	\$ 520



shelf frame



showcase your products with
the helix display case





ct-exhibit-o8

Structures + graphics + counter
+ 6 LED lights + packaging


Purchase* from **\$ 11,000**

*TV screen, furniture, hanging.sign and printed carpet not included

Transport solution:
Wheeled transport bags

Options (unit price)

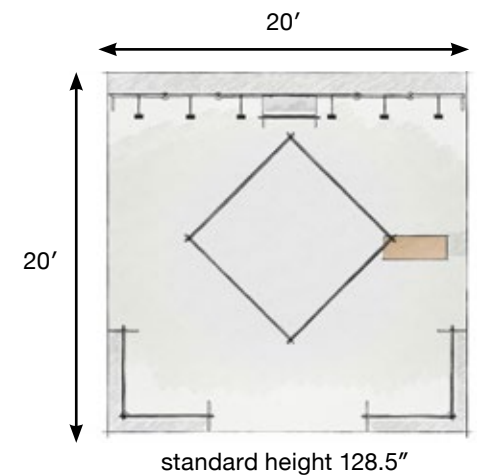
	Purchase
printed carpet	
panofloor	\$ 6,000
hanging.sign 8'x8'x3'	\$ 3,000
hard XL transport case	\$ 520



optional tubular hanging sign



enclose your space



Let your creativity run wild



All of your ideas can come to life with contour, allowing you to be unique and stand out from the crowd.

Mix and match elements to achieve a wide array of possible configurations.




Photocall



Exhibit



Stage backdrop



Mall promotion



Pop-up store





Force
PRÉCISION
CONSTANCE



Aim sharp
HIT STRONG
REPEAT






- Modular exhibits, ideal for 10'x10', 10'x20', 10'x30' and 20'x20' spaces
- Packaged in a wheeled crate, with frames and graphics pre-assembled
- May be set up with or without professional assistance

modular exhibits

panoramic[®]
h-line

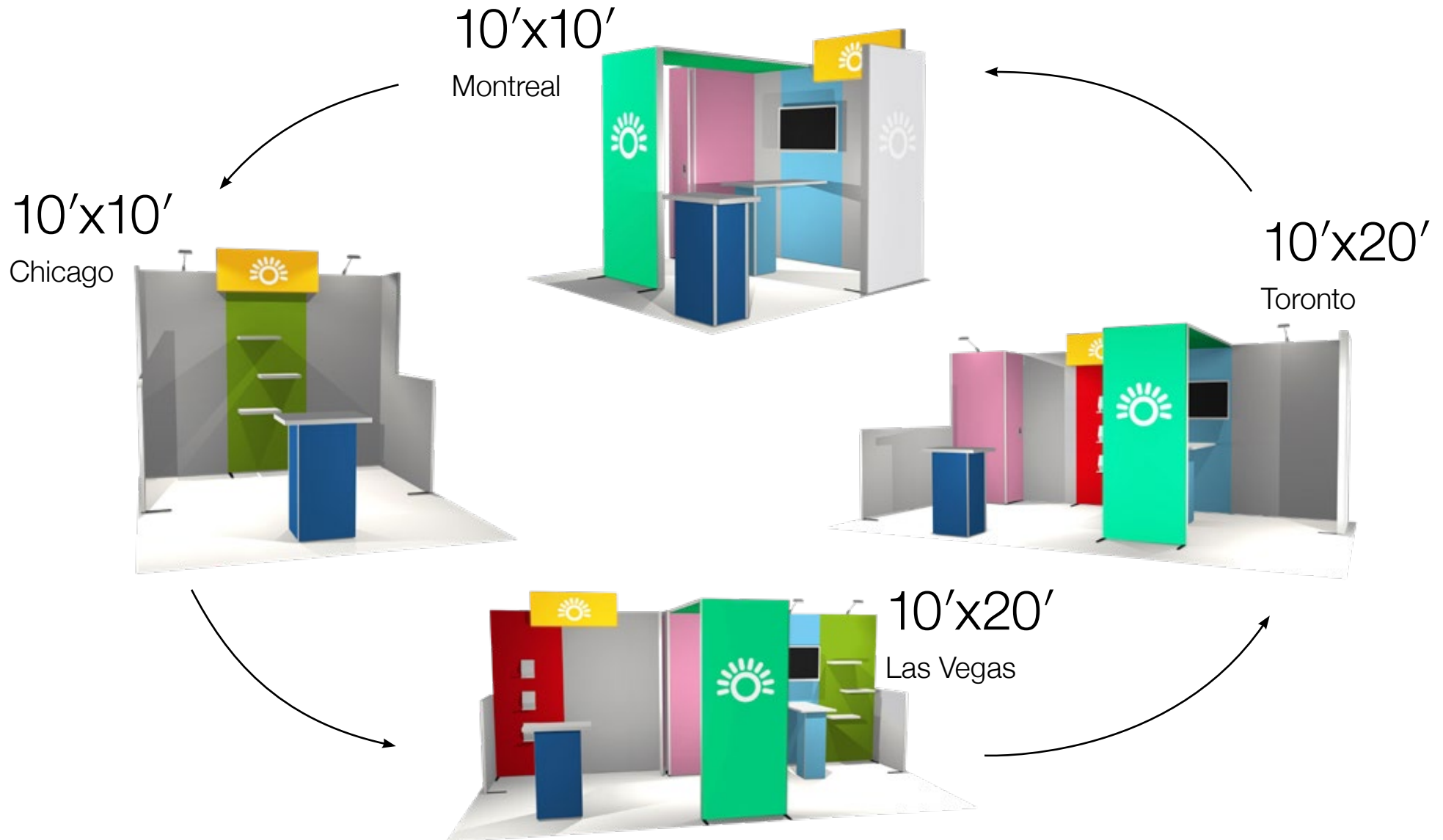
Modular exhibits



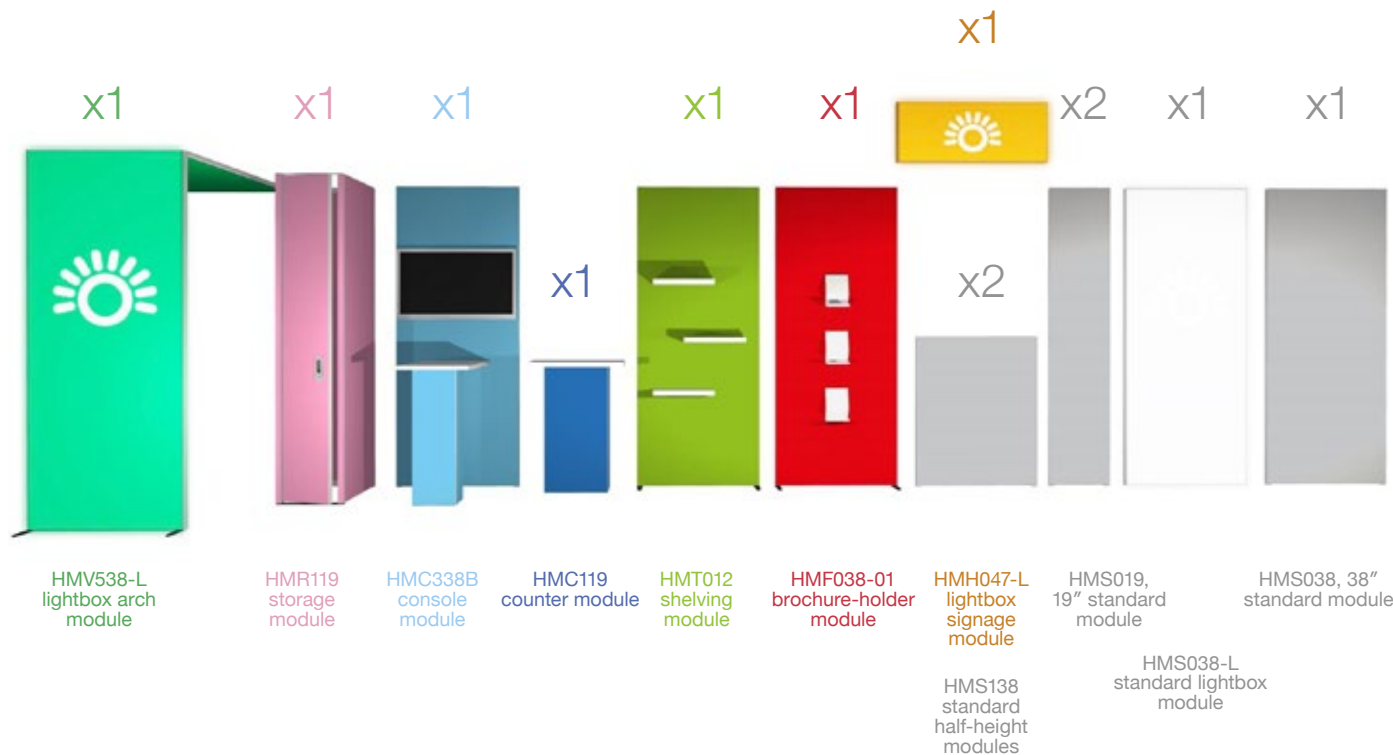
- Create a customized exhibit using pre-assembled modules that offer a wide range of functionalities
- The visual impact of h-line is created through large format, high-definition fabric graphics. The connections between the panels are invisible
- A 10' x 20' exhibit can be set up in less than an hour

100% modular: 13 modules, 4 shows, 4 configurations, 4 locations

Reconfigure your h-line exhibit to suit your event, using the same pack of modules each time



100% modular: 13 modules for an unlimited number of configurations!



13 module pack

- 1 HMS038 standard module
- 1 HMS038-L standard lightbox module
- 2 HMS019 standard modules
- 2 HMS138 standard half-height modules
- 1 HMF038-01 brochure-holder module
- 1 HMC338B console module
- 1 HMT012 shelving module
- 1 HMC119 counter module
- 1 HMR119 storage module
- 1 HMH047-L lightbox signage module
- 1 HMV538-L lightbox arch module
- 1 SOS kit
- 2 LED lights
- 1 H3 crate

Purchase* from \$ **24,000**
Initial investment for 4 events

Price for each event from \$ **6,000**

Rental* from \$ **10,000**

*TV not included in price.

Rental price includes custom-printed graphics.

Modules and accessories for a wide range of possibilities

Standard modules




Shelving modules



Multimedia modules




Accessory modules




Door modules



Standard lightbox module 



Arch modules




Lightbox arch modules



Signage modules & lightbox signages




*USB hub option 

Console modules


Storage modules

Display cases & brochure holder:



Header modules

Accessories & features



Counter modules



*USB hub option

For more information, ask for the panoramic h-line brochure



h10-03

Structures + graphics + counter
+ 2 LED lights + packaging

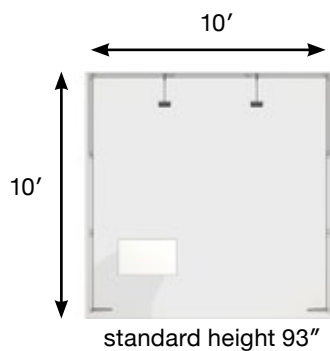
Purchase* from \$ **8,500**

Rental from \$ **4,000**

*furniture and printed carpet not included

Option (unit price)

	Purchase
printed carpet	
panofloor	\$ 1,500



HMC119 counter



LED light



Simply add 3 more standard 38" modules to turn it into a 10'x20' exhibit



h10-o6

Structures + graphics + counter
+ 2 LED lights + packaging

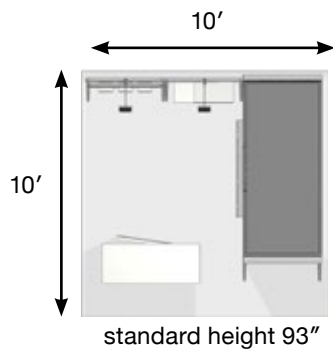
Purchase* from \$ **15,500**

Rental from \$ **6,000**

*TV screen, furniture and printed carpet not included

Option (unit price)

	Purchase
printed carpet	
panofloor	\$ 1,500

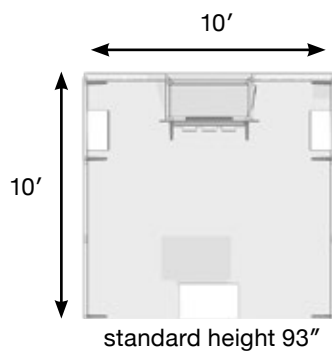


HMC038 counter with USB hub

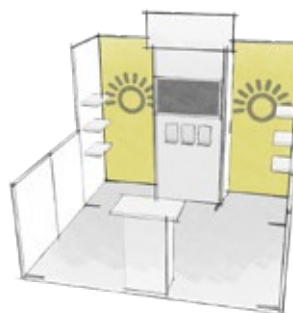


Add new modules and accessories to create a customized 10'x20' exhibit

Display your items on shelves



3 brochure holders module + TV (HMM638)



h10-07

Structures + graphics + counter + packaging

Purchase* from \$ **16,000**

Rental from \$ **7,000**

*TV screen, furniture and printed carpet not included

Option (unit price)

	Purchase
printed carpet	
panofloor	\$ 1,500



Add 2 38" lightbox modules and 2 standard 19" modules to create a 10'x20' exhibit

Create storage with
the closet module



h2o-12

Structures + graphics + counter
+ packaging

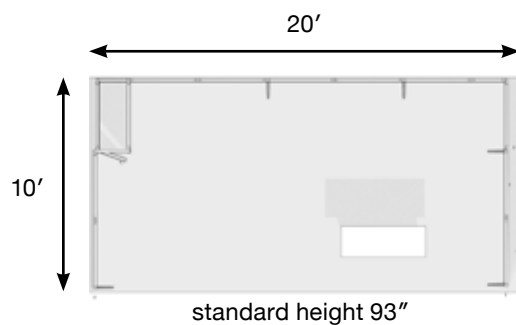
Purchase* from \$ **13,500**

Rental from \$ **7,000**

*furniture and printed carpet not included

Option (unit price)

	Purchase
printed carpet	
panofloor	\$ 3,000



HMC038 counter



HMR119 storage module



Remove modules and adapt to a smaller area:
10'x10'



h2o-28

Structures + graphics + counter
+ 4 LED lights + packaging

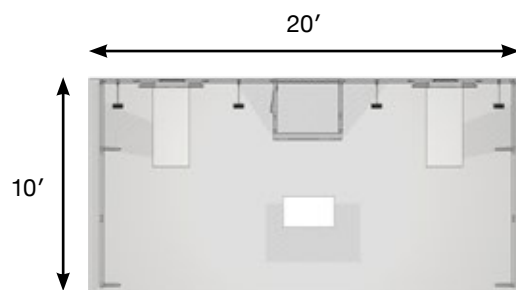
Purchase* from \$ **23,500**

Rental from \$ **10,500**

*TV screen, furniture and printed carpet not included

Option (unit price)


	Purchase
printed carpet	
panofloor	\$ 3,000



standard height: 93"
header height: 38"



interior shelf in each console



Remove modules and adapt to a smaller area:
10'x10'



h20-24

Structures + graphics + counters
+ 3 LED lights + packaging

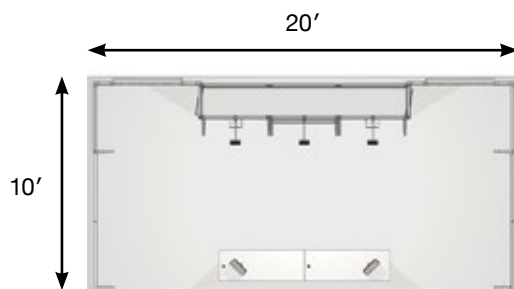
Purchase* from **\$ 27,500**

Rental from **\$ 12,500**

*TV screen, furniture and printed carpet not included

Option (unit price)

	Purchase
printed carpet	
panofloor	\$ 3,000



standard height: 93"
header height: 38"



brochure holders and TV



2 HMC038-USB counters
connected with HMC003



Add header modules to transform your exhibit
into a central 20'x20' island'

Vary your messages
with wall.frame



h2o-26

Structures + graphics + counters
+ packaging

Purchase* from \$ **22,000**

Rental from \$ **10,000**

*TV screen, furniture and printed carpet not included

Option (unit price)

	Purchase
printed carpet	
panofloor	\$ 3,000



standard height 93"



Storage module HMR119



Increase the size of your exhibit to 10'x30': add 1 storage module, 1 arch and 1 counter



h20-29

Structures + graphics + counters
+ 5 LED lights + packaging

Purchase* from \$ **30,000**

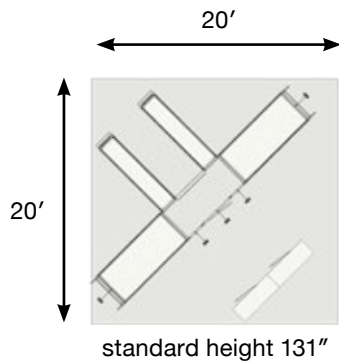
Rental from \$ **14,500**

*TV screen, furniture and printed carpet not included

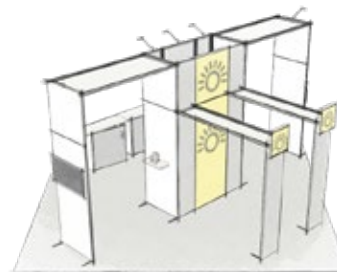
Option (unit price)

	Purchase
printed carpet	
panofloor	\$ 6,000


Connect two counters
using the connection
module



lightbox signs to display
your logo



Add 2 standard 38" modules, 1 19" module and 1 9" module to change the layout of your exhibit to 10'x20'



h2o-10

Structures + graphics + counter
+ packaging

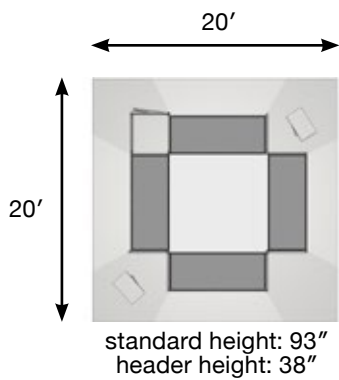
Purchase* from \$ **28,500**

Rental from \$ **14,500**


*TV screen, furniture and printed carpet not included

Option (unit price)


	Purchase
printed carpet	
panofloor	\$ 6,000



arch module with lightbox
velum HMR038-L



HMR038 storage module



Create a very different design
using the same area and more functionalities

Showcase your products with the
helix.200 display case
(option, p. 60)



h30-o2

Structures + graphics + counter
+ 6 LED lights + packaging

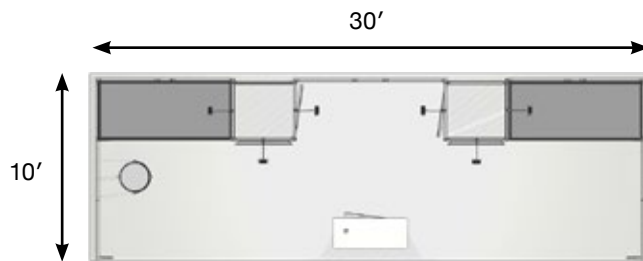
Purchase* from \$ **36,500**

Rental from \$ **16,500**

*TV screen, furniture and printed carpet not included

Options (unit prices)

	Purchase
printed carpet	
panofloor	\$ 4,500
display case	
helix.200	\$ 1,450



standard height: 93"
header height: 38"



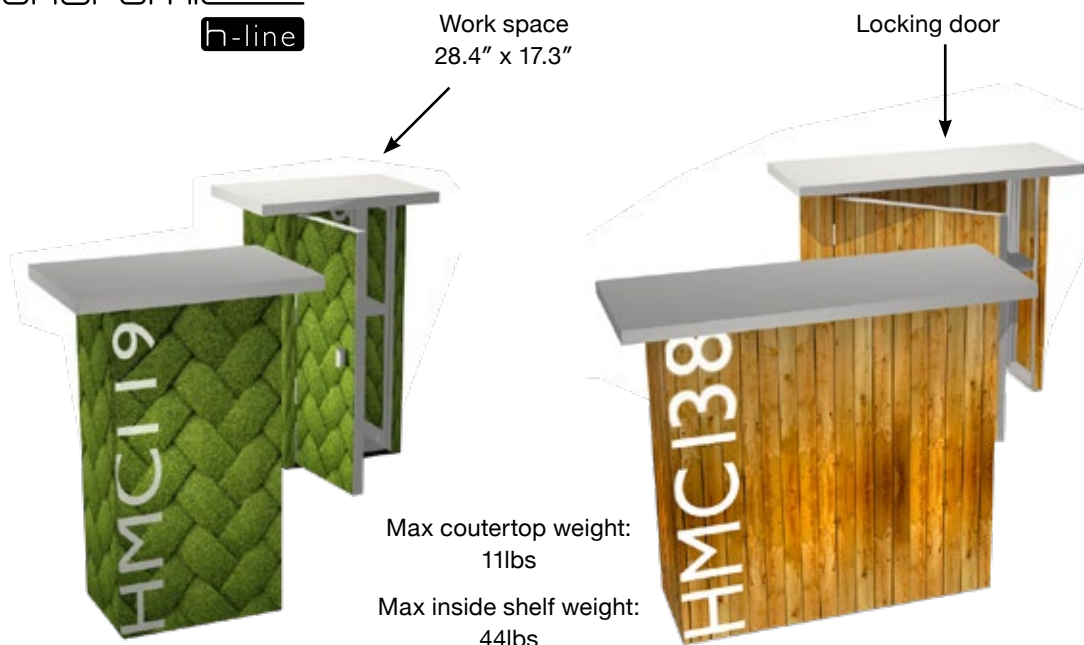
grid module to attach various
accessories



Remove modules and adapt your exhibit
to a smaller area: 10'x20'

Counters, to greet visitors!

panoramic®
h-line



hmc119

Small counter module with door
(19" x 38" x 12") + dye-sub
graphics

Purchase \$ **1,474**
Rental \$ **614**

hmc119-usb

Option with USB hub

Purchase \$ **1,614**
Rental \$ **655**

Counter height
39.4"

hmc138

Medium counter module with door
(38" x 38" x 12") + dye-sub
graphics

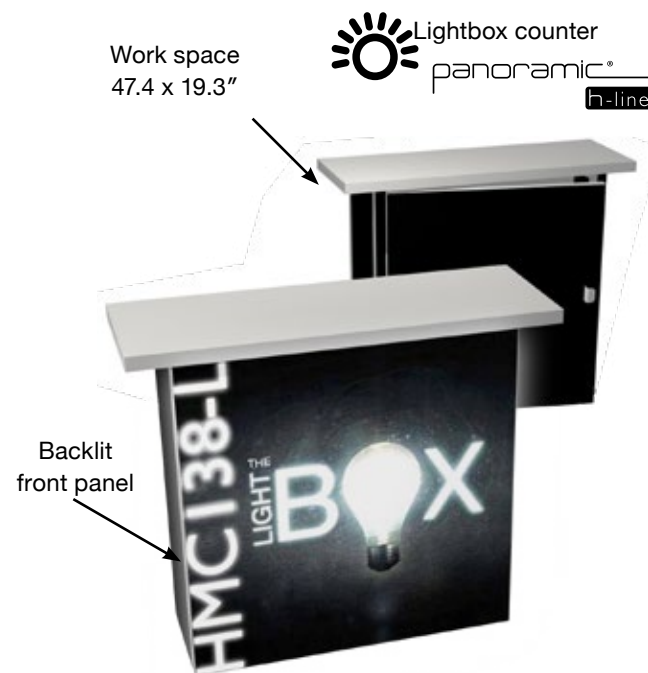
Purchase \$ **1,875**
Rental \$ **825**

hmc138-usb

Option with USB hub

Purchase \$ **2,015**
Rental \$ **867**

Counter height
39.4"



hmc138-L

Medium counter module with door
(38" x 38" x 12") + dye-sub
graphics

Purchase \$ **2,653**
Rental \$ **1,059**

hmc138-L-usb

Option with USB hub

Purchase \$ **2,793**
Rental \$ **1,825**

Counter height
39.4"

Transport solutions

panoramic®
h-line



h-line.crate H3

Purchase \$ **1,375**
Rental \$ **412**

Exterior dimensions:
34"W x 97"L x 60"H

Weight:
370 lbs

Partitionable crate



h-line.crate H5

Purchase \$ **1,250**
Rental \$ **375**

Exterior dimensions:
30.25"W x 96.5"L x 56.25"H

Weight:
245 lbs

Height includes wheels and accessory compartment

panoramic®
h-line

modular exhibits

Couldn't find the perfect configuration?
Let us create it for you!



See more configurations in the exhibit library:

<http://panoramic-display.com/can/library.html>





design



custom

- Custom exhibits, no compromise on design
- Reusable
- To be set up by professionals

custom exhibits

panoramic[®]
C-line

Custom and creative exhibits



lightbox



curved frames



height up to 16'



- Make a big impact with exhibits tailored to your image
- Bring your ideas to life with panoramic: large-format graphics, backlit walls, curved elements, heights up to 16'
- panoramic exhibits are reusable!
- panoramic lightboxes are UL certified





C20-25

Structures + graphics
+ 9 LED lights + packaging

Purchase from* \$ **14,000**

*furniture, counters and printed carpet not included

Transport solution
1 medium wood crate

Options (unit price)

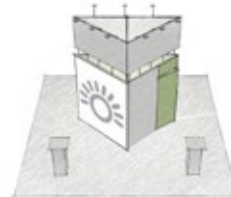
	Purchase
counter	
PC02	\$ 1,040
printed carpet	
panofloor	\$ 6,000



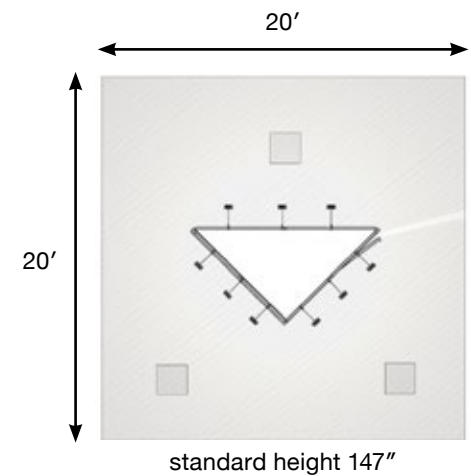
non-hanging header



3 greeting areas



1 Backlit side





Lightbox
canopy

Double-sided lightbox
corner



100% lightbox corner



lightbox totems



C20-26

Structures + graphics + counter
+ 8 LED lights + double-sided
L-shaped lightbox wall + 4
double-sided lightbox totems +
packaging

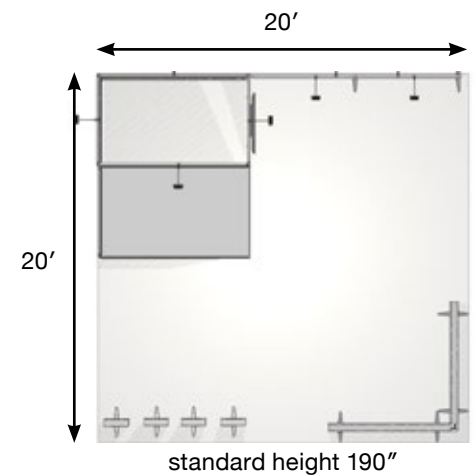
Purchase from* **\$35,000**

*TV screen, furniture and printed carpet not included

Transport solution
2 large wood crates

Option (unit price)

	Purchase
printed carpet	
panofloor	\$ 6,000



*for 22" to 50" screens, 44 lbs max, not included



C30-25

Structures + graphics + 2
double-sided L-shaped lightbox
walls + counters + 6 LED lights
+ packaging

Purchase from* **\$ 37,000**

*furniture, counters and printed carpet not included

Transport solution

1 large wood crate + 1 medium
wood crate

Options (unit price)

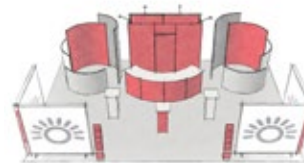
	Purchase
brochure holders HOLD.UP CLASSIC	\$ 399
printed carpet panofloor	\$ 6,000



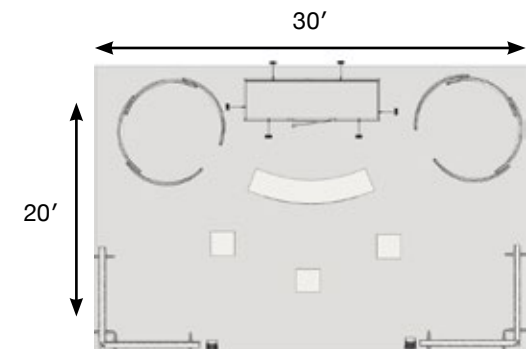
lightbox corner



printed carpet
(optional)



double-sided lightbox corners



standard height 95"



C20-27

Structures + graphics + counter
+ 7 LED lights + packaging

Purchase from* \$ **16,000**

*TV screen, furniture and printed carpet not included

Transport solution
1 large wood crate

Option (unit price)

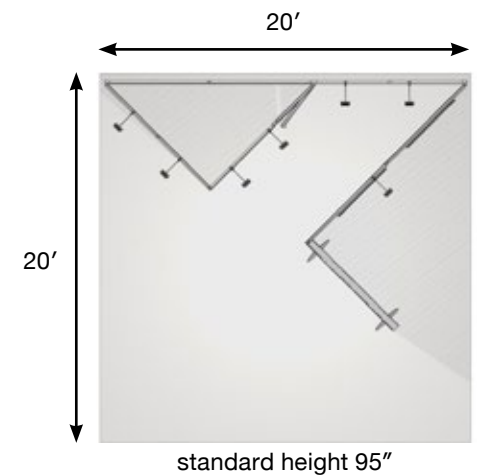

	Purchase
printed carpet	
panofloor	\$ 6,000



classic wall.frame



double-sided lightbox



Counters, to greet visitors!

panoramic®
C-line

Perfect to gather around



pc.04

Structure + graphic +
countertop + shelf

Purchase \$ **1,315**

Counter dimensions

43.5"W x 18.5"L x 40.5"H

Countertop dimensions

45.15" x 20"



pc.02

Structure + graphic +
countertop

Purchase \$ **1,040**

Counter dimensions

13"W x 13"L x 40"H

Countertop dimensions

20" x 20"



pc.10

Structure + graphic +
countertop

Purchase \$ **2,210**

Counter dimensions

13"W x 67"L x 40"H

Countertop dimensions

69" x 28"



pc.12

Structure + graphic +
countertop + shelf

Purchase \$ **2,336**

Counter dimensions

18"W x 64"L x 40"H

Countertop dimensions

73" x 30"

Counters are sold with exhibits. Please contact us for individual packaging.

Transport solutions



All of our
wood
crates are
shock-
resistant

Locking
wheels

wood.crate

Small	\$ 750
Medium	\$ 850
Large	\$ 950

Exterior dimensions:	Weight:
99.5"W x 17.25"L x 27.5"H	150 lbs
99.5"W x 30.5"L x 27.5"H	200 lbs
99.5"W x 43.75"L x 27.5"H	250 lbs



portable

Also available in a portable version



wheeled.bag

TRB011	\$ 200
Exterior dimensions: 16" x 16" x 35"	Weight: 22 lbs

Max load: 66 lbs




soft.profile cover*

MER-SOFT-BAG \$ **55 /unit**

*maximum 2 profile covers per wheeled bag

Couldn't find the perfect configuration?
Let us create it for you!





See more configurations in
the exhibit library:
<http://panoramic-display.com/can/library.html>



Get noticed with hanging signs!



no special tools or skills required!



the graphic slips over the frame like a sock



wheeled transport bag



- Tubular structure in anodized aluminum with a stretch fabric completely covering the structure
- Designed for trade show exhibits, malls and indoor high traffic areas
- An excellent way to attract attention, promote your message and give your exhibit height
- Choose a square or circular sign based on the design of your exhibit

Get noticed with hanging signs!



square.sign

8 x8 x3

Structure + hanging cables +
graphic* + bag

Purchase \$ **3,000**

Rental \$ **2,230**

Dimensions :

96" x 96" x 36"

10 x10 x3

Structure + hanging cables +
graphic* + bag

Purchase \$ **3,750**

Rental \$ **2,805**

Dimensions :

120" x 120" x 36"



circular.sign

Ø8 x3

Structure + hanging cables +
graphic* + bag

Purchase \$ **2,525**

Rental \$ **1,807**

Dimensions :

Ø 96" x 36"

Ø10 x3

Structure + hanging cables +
graphic* + bag

Purchase \$ **3,200**

Rental \$ **2,272**

Dimensions :

Ø 120" x 36"

8 x8 x4

Structure + hanging cables +
graphic* + bag

Purchase \$ **3,675**

Rental \$ **2,888**

Dimensions :

96" x 96" x 48"

10 x10 x4

Structure + hanging cables +
graphic* + bag

Purchase \$ **4,575**

Rental \$ **3,612**

Dimensions :

120" x 120" x 48"

Ø8 x4

Structure + hanging cables +
graphic* + bag

Purchase \$ **3,075**

Rental \$ **2,322**

Dimensions :

Ø 96" x 48"

Ø10 x4

Structure + hanging cables +
graphic* + bag

Purchase \$ **3,875**

Rental \$ **2,912**

Dimensions :

Ø 120" x 48"

*single-sided graphic with white or black back. Double-sided option available.



- These products are designed to complement your exhibit
- Printed carpet to create a fully immersive environment
- Counters to add functionality
- Optimized transport solutions

exhibit add-ons

Panofloor, personalize your floor!



panofloor.

10' x 10'	\$ 1,500
10' x 20'	\$ 3,000
10' x 30'	\$ 4,500

Other dimensions \$ 10 /ft²

- Immersing visitors in your world
- Large-format dye-sublimation printed carpet, available up to 10ft wide without a seam

Brochure holders & display cases



mesh.4

Brochure holder with 4 fabric pockets (transport bag included)

Purchase \$ **80**

Dimensions :

15" x 15" x 54.3"



mesh.8

Brochure holder with 8 fabric pockets (transport bag included)

Purchase \$ **95**

Dimensions :

20" x 15" x 54.3"



holdup.classic

Brochure holder with 4 polycarbonate pockets (transport bag included)

Purchase \$ **399**

Dimensions :

Fully extended: 7.9"x1.2"x11.8"
Closed: 8.7"x11.8"x61.4"



helix.200

Large illuminated foldable display case with 4 shelves and 16 transparent panels

Purchase \$ **1,450**

Dimensions :

Ø22" x 78.7"



helix.106


Small foldable counter display case with 2 shelves and 8 transparent panels

Purchase \$ **695**

Dimensions :

Ø22.8" x 41.7"

Lighting



light attached to panoramic profile



LED COB technology



ability to plug in up to 6 lights in a series



spot.**LED**

LED light (transport bag included) \$ **135**

Transformer + 6 extension cords \$ **250**

The LED light offers more luminosity than a halogen light and is much more energy-efficient!

Stand out from the crowd with a personalized, high-impact exhibit.

Our exhibit solutions, especially those from the panoramic line, are designed to highlight printed images. Here are a few creative tips to maximize your visual effectiveness.

- Opt for an immersive design

Optical illusion effects, textures, high-resolution and large-format graphics, graphic personalization of the entire surface including the floor...these are just some of the ways you can immerse your visitor in your exhibit's environment.



- Focus on a simple graphic and a unique message

Trade show visitors have less than 30 seconds of attention to give you when they pass by your exhibit. The easiest message for them to understand is a simple message set against a sleek graphic background. Try to avoid using too many messages, colors or effects, as impact is created through simplicity.



- Combine continuous design with modularity

Your modular exhibit will evolve as you attend various trade shows and share different messages. The languages of your event may even vary. Don't hesitate to adapt its design as necessary. We guarantee perfect graphic continuity, even if your exhibit is sectioned into panels.



To create your graphics, please refer to the provided templates to create the appropriate files, and contact our operators at the start of your project. You will then be guided through our xpo.center file management platform.

Four reasons to attend a trade show

- Meet decision-makers

According to Exhibit Surveys, in 2010, 80% of trade show visitors had "the power to recommend or make final purchase decisions". In addition, 31% of visitors claimed that "their purchase intention was stronger after visiting the trade show".

- Improve sales productivity

According to the French Statistical Audit Bureau for General and Specialised Fairs and Exhibitions (OJS), customer contact at a trade show is "four to ten times less expensive than a customer visit". Contact cost for a exhibit averages at about \$20, whereas this contact ranges from \$80 to \$200 when made during field visits. Furthermore, a sales rep will meet with 15 customers daily at a trade show vs. an average of three customers during a field visit.

- Explore prospects

Trade shows hold a wealth of opportunities and present many "hot" receptive prospects because visitors attend shows on their own accord. This makes it an incredibly effective way for exhibitors to expand their customer base

- Communicate with the press and opinion leaders



Tips & tricks for making your trade show a success

Before the show

- Create a budget and set goals

Trade show participation is part of a company's overall strategy, as well as its marketing, sales and HR strategies. It is very important to set specific goals and create a budget that includes purchasing of space, an exhibit, as well as personnel costs (travel, hotels, restaurants). It is essential to create a system for gauging the success of each trade show.

- Select trade shows that your company wants to attend, then choose your placement and area size

A countless array of events exist, ranging from major international trade shows to local conventions. It is important that each trade show you attend corresponds to your company's challenges in terms of business. Many companies now prefer to attend local trade shows with small exhibit areas as they offer more returns on investment. Trade show organizers often offer pre-registration discounts, so it is best to reserve exhibit space in advance. Placement is also a very important factor. Opt for placement near the entrance, in the main aisles or near "locomotives" (leading companies that attract visitors).

- Seek assistance of trade show display and visual communication professionals

Exhibits and event planning are very specific fields and require experience. Seek the advice of professionals, and do not hesitate to ask your service provider questions on how to set up your exhibit and who will be involved. You may also request references and contact them.

- Create a brief for trade show display professionals

Clearly explain your objectives and your strategy. Several constraints may influence your trade show display specialist's recommendations, which can help you cut costs significantly.

What type of exhibit should you choose? We have divided exhibits into three categories based on their weight, volume and assembly time/difficulty. The categories are: portable tubular contour exhibits, modular panoramic h-line exhibits, custom panoramic c-line exhibits. Some contour and panoramic h-line exhibits may be set up and dismantled by exhibitors without any professional assistance.

How many times will you use your exhibit? If you will only use your exhibit once, opt for a rental. If you will reuse it several times, specify the various spaces where it will be used and your desired configurations. It is possible to start with a modular system that uses shared elements, which will allow you to create exhibits ranging in a wide variety of sizes.

Which features do you need? Reception counters, storage, product displays, videos, customer meetings, brochure distribution.... these are all features that influence how your exhibit is designed..

- Invite your customers and prospective customers

Trade show organizers provide free passes and distribute newsletters, which will allow you to easily inform your customers about your participation. Sales teams can also increase their scope of action by meeting with customers before and after the trade show for breakfast or dinner.

Remember that these times are just as effective as field visits.

During the trade show

- Details make the difference

Your exhibit is a reflection of your company's image. Make sure it is organized! A storage area is very useful for concealing packaging or for storing brochures. Modular solutions offer storage areas that are secured by a door, tubular solutions offer storage corners. Lighting is very important as it puts the spotlight on your message. Environmentally-friendly LED solutions help conserve electricity.

- Brief your teams every morning

Your team should be informed about your new products and services. A daily morning meeting before the show opens is a way to re-specify goals and answer questions that were asked the night before.

- Create buzz around your exhibit

To capture visitors' interest, create buzz around your exhibit with training sessions, wine & cheese samplings and other attention-drawing events.

After the trade show

- Follow-up is the key to success

A successful trade show is not just about meeting with customers and leads: Ensure that each lead has been treated and a follow-up goal is established. Thank your customers after the trade show and follow up on each request individually. Ensure that each lead has been processed with an objective follow-up. You will then be able to gauge the show's success and decide whether or not you will attend it again in the future.

- Reuse graphics after the trade show

Exhibition systems like Panoramic allow you to use portions of your graphics, which can be cut or re-sewn. The single-sided frame can be mounted on a wall, and the double-sided frame lets you create fabric backwalls, which are like mini-exhibition kits.



