


panoramic[®] lightbox

Backlit booths & lightboxes
to give your message added impact!



panoramic® lightbox



Panoramic® full visual system is a booth solution 100% dedicated to your image.

Panoramic lightbox is the next generation of backlit solutions, increasing the visual impact of your booth when combined with the already known benefits of the classic Panoramic modular system.

It offers homogenous lighting and easy to install graphics with silicone edging to streamline your set-up and dismantle.



FIVE REASONS TO CHOOSE PANORAMIC LIGHTBOX


AESTHETICALLY-PLEASING: The graphics are printed on light-diffusing fabric, which provides optimal color rendering. The LED optics are specially made for homogeneous light diffusion.

EFFECTIVE: The extremely thin frame edge means that only your graphic is visible, while interchangeable graphics make the solution easily adaptable to your ever-changing communication needs.

LIGHTWEIGHT: Its aluminum profiles and graphics printed on the fabric make this solution lightweight and easily transportable: a 39" x 79" lightbox weighs less than 44 lbs.

QUICK AND EASY SET-UP: A Panoramic lightbox can be quickly set up by anyone using the Allen key supplied with the kit.

DURABLE: It features an eco-conscious lighting system and low energy consumption (60W for a 39" x 79" lightbox).



LED light strips



More than a lightbox:
a complete backlit booth solution



#BACKLIT BOOTH



#WALL FRAME



#HANGING SIGN

#LIT CANOPY



#MOOD CORNER



#FREE-STANDING LIGHTBOX



APPLICATIONS

Trade show booth - POS advertising - POS advertising - Decoration - Signs - Environments



SPECIFICATIONS



PROFILES

Single-sided profile (X1) – 3.14" – linear density: 0.94 lbs/Lft
Double-sided profile (X2) - 4.72" – 1.38 lbs/Lft
Anodized gray or white.

LED LIGHTS


Strips of 3 or 5 LED lights
Cree brand
Wattage of each LED light: 2W
Voltage: 24V DC
Color temperature: 6,500 K (+-500 K)
MTBF (estimated lifetime): 20,000 hours
One-year warranty

TRANSFORMER

Wattage
30W – 60W – 150W
Input
AC 170 ~ 264 V 50/60 Hz
Output
24V DC
CE / RoHS certified
One-year warranty



Single-sided frame



Double-sided frame